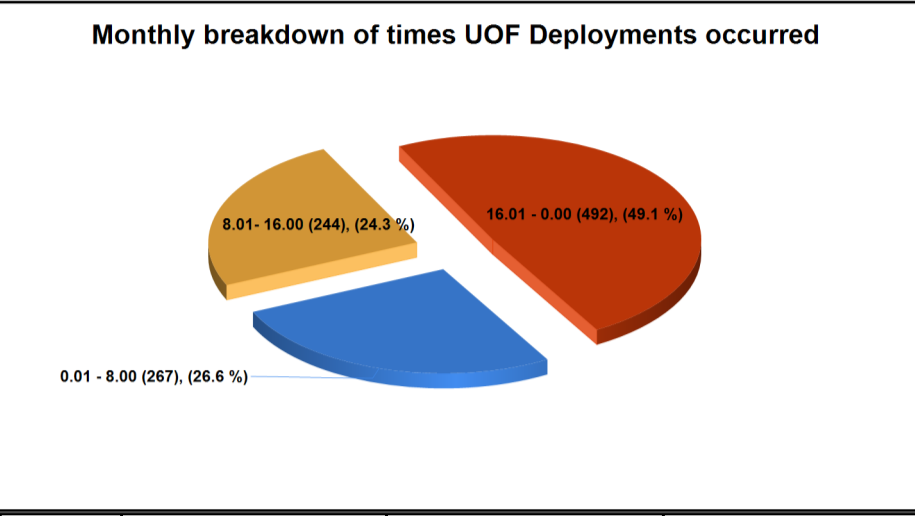
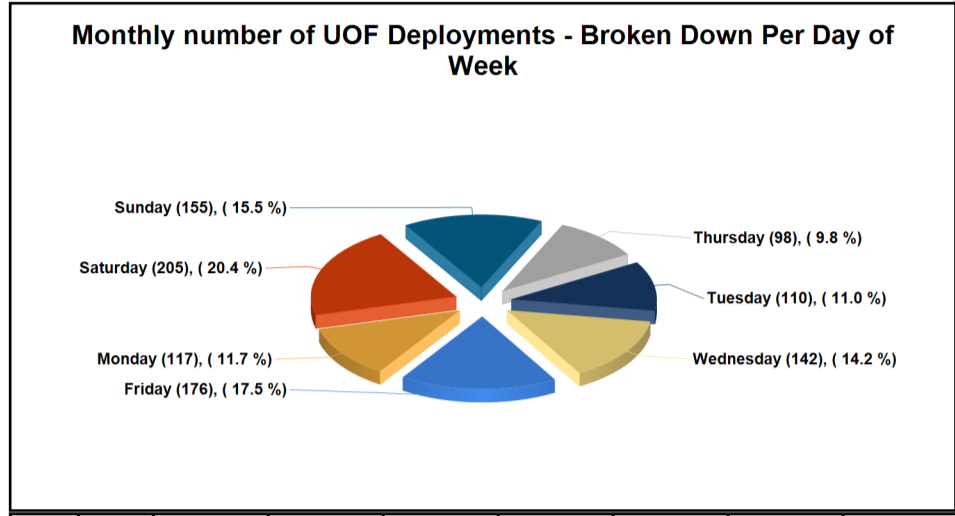




THIS DOCUMENT IS SELF CONTAINED AND SHOULD NOT BE COMPARED OR LINKED TO OTHER SOURCES. THE INFORMATION IS CORRECT AS OF November 9, 2023 at 15:14:29. PLEASE NOTE THIS IS AN AUTOMATED GENERATED REPORT. Each Incident may contain a number of Use of Force Deployments. This may be due to numerous Garda Members attending the incident or different equipment/tactics being utilised.  
**UoF deployments also include locations (breaching tools), animals (angry dog) & vehicles (stinger device)**

<b>TOTAL RECORDED USE OF FORCE (INCIDENTS)</b>	<b>Month</b>	<b>931</b>	<b>YTD</b>	<b>8,904</b>
<b>TOTAL RECORDED USE OF FORCE (DEPLOYMENTS)</b>	<b>Month</b>	<b>1003</b>	<b>YTD</b>	<b>9604</b>
<b>Number of Incidents on PULSE</b>	<b>Month</b>	<b>115,147</b>	<b>YTD</b>	<b>1,063,300</b>
<b>% of Incidents involving Use of Force</b>	<b>Month</b>	<b>0.8085%</b>	<b>YTD</b>	<b>0.8374%</b>



### Civilians injured during UOF Incident

Month	YTD
23	236

### Garda Members injured during UOF Incident

Month	YTD
27	241

### Pepper Spray\*

Month	YTD
74	752

### Baton (Used)

Month	YTD
20	217

### Handcuffs (Used)

Month	YTD
847	8188

### Anti Spit Guard (Used)

Month	YTD
0	8

### Unarmed Restraint Used

Month	YTD
178	1935

### Taser (Used)

Month	YTD
4	30

### Less Lethal Firearm

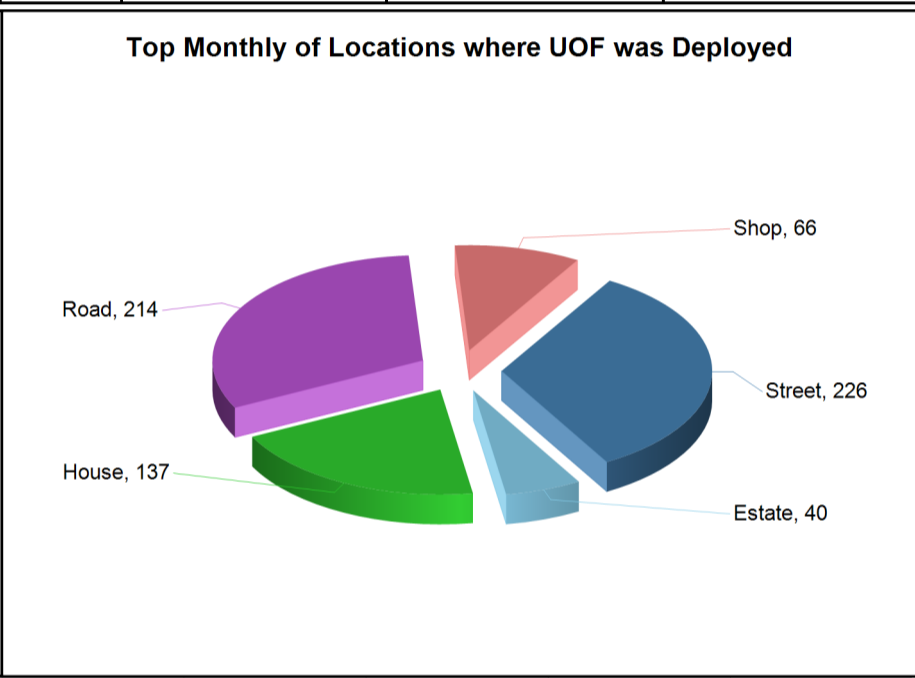
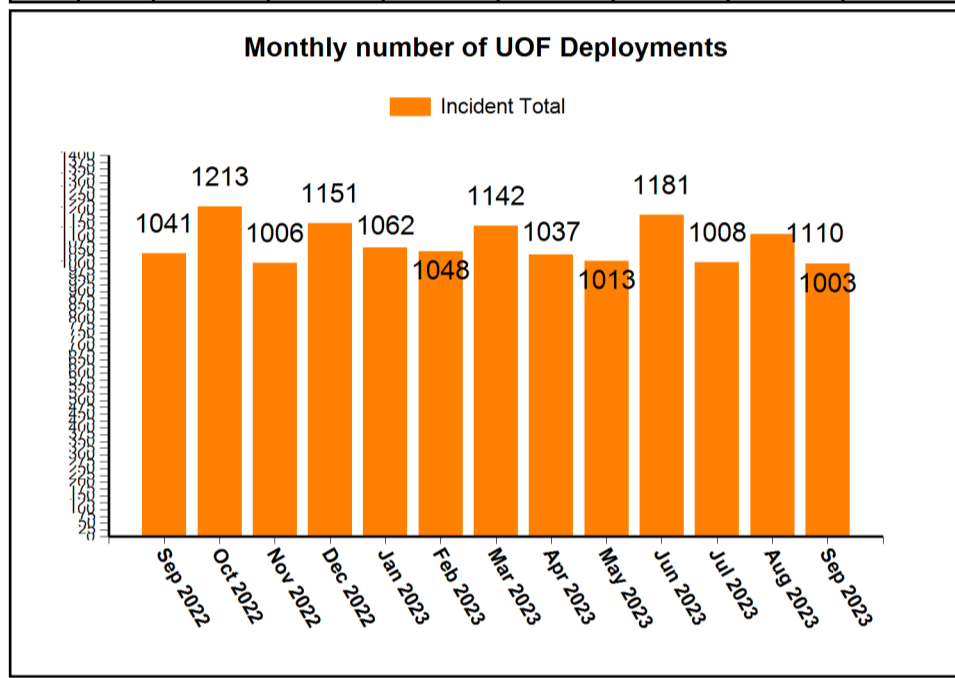
Month	YTD
2	5

### Firearm (Used)\*\*

Month	YTD
0	1

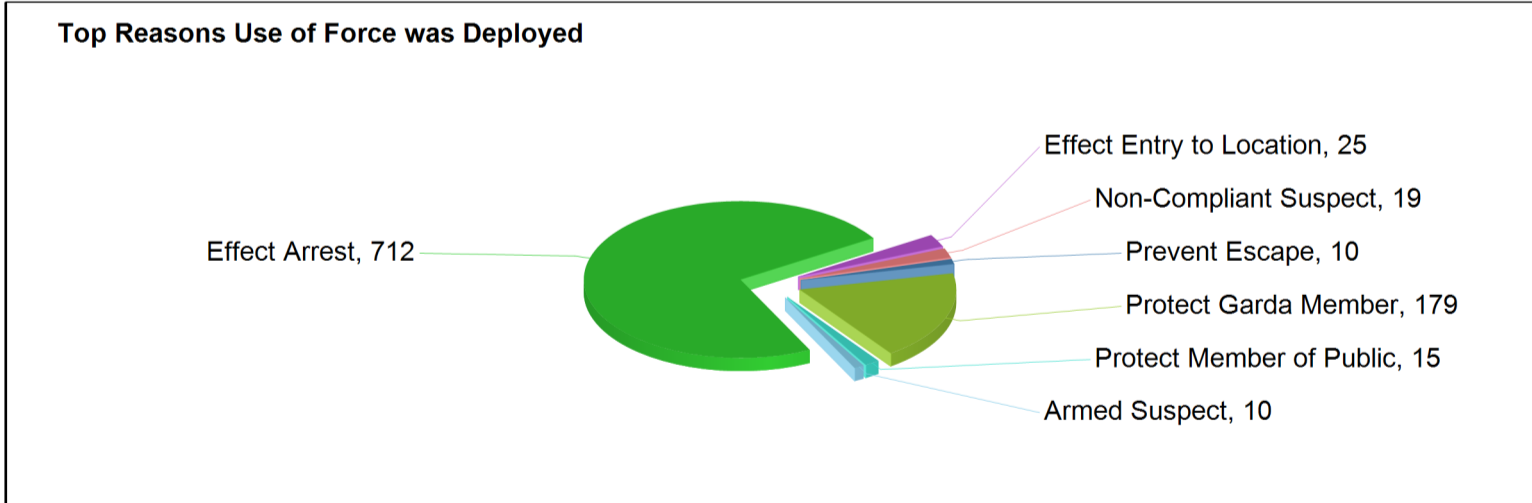
	Sun	Mon	Tue	Wed	Thu	Fri	Sat
2023 YTD	1724	1238	1130	1256	1187	1401	1668
2022 YTD	2144	1285	1227	1274	1320	1530	1946

	00.01 to 8.00 YTD	8.01 to 16.00 YTD	16.01 to 0.00 YTD
2023	2839	2208	4557
2022	3368	2236	5122



	Sep 2022	Oct 2022	Nov 2022	Dec 2022	Jan 2023	Feb 2023	Mar 2023	Apr 2023	May 2023	Jun 2023	Jul 2023	Aug 2023	Sep 2023
Total	1041	1213	1006	1151	1062	1048	1142	1037	1013	1181	1008	1110	1003

	Estate	House	Road	Shop	Street
Total	40	137	214	66	226



### Gender Subject To Force

Gender	Month	YTD
Male	751	6336
Female	126	939

### Number of UOF Incidents where Alcohol & Drugs were involved

Substance	Month	YTD
Drugs	267	2533
Alcohol	553	5214

	Effect Arrest	Protect Garda Member	Effect Entry to Location	Non-Compliant Suspect	Protect Member of Public	Armed Suspect	Prevent Escape	Protect Suspect	Other	Carry Out Search	Vehicle Failing to Stop	Violent Person	Protect Property	Covid-19
Month	712	179	25	19	15	10	10	9	8	7	6	2	1	0
YTD	6725	1711	287	226	133	62	92	136	50	124	16	38	4	0

Please note that a number of Garda Divisions are currently being amalgamated under the new Garda Operating Model. This re-configuration of Divisions is currently being undertaken by Garda IT Section and requires code and counting changes to the Garda PULSE system to ensure all reported use of force incidents are correctly categorised under the New Divisional Model. Accordingly, An Garda Síochána are not in a position to provide the divisional breakdown statistics at this time. National figures are not affected and are correct.

NOTES: This is operational information which may be subject to change. Previous monthly incident data totals reported may change and affect YTD figures. Use of Force Incidents can be created outside of the monthly parameters. \*Use of Force incidents can include multiple persons subject to force \*\*This report is generated from information contained on the Garda Síochána PULSE system as per report issue date. \*\*\*UoF deployments also include locations (breaching tools), animals (angry dog) & vehicles (stinger device)