



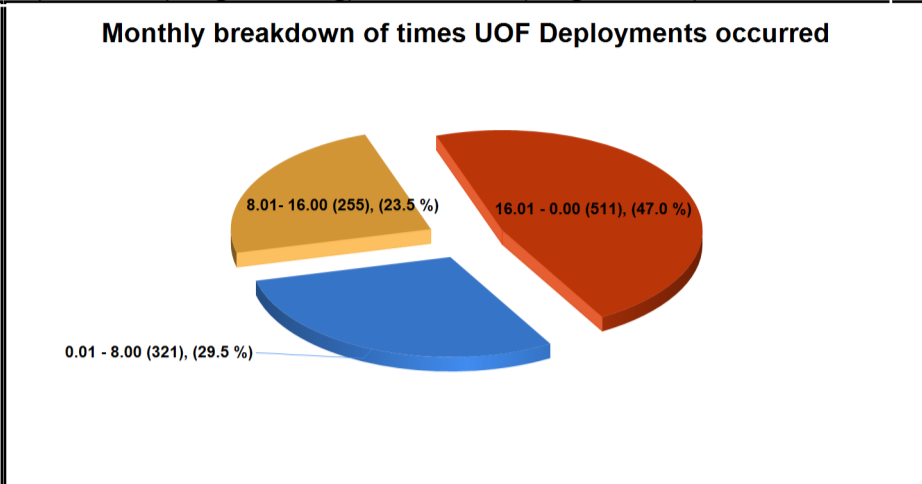
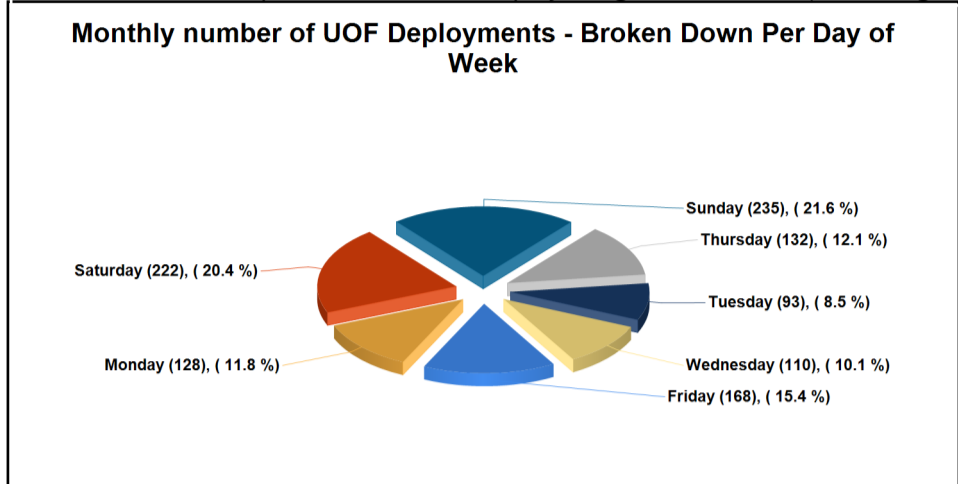
Reported Use of Force

July 2022

THIS DOCUMENT IS SELF CONTAINED AND SHOULD NOT BE COMPARED OR LINKED TO OTHER SOURCES. THE INFORMATION IS CORRECT AS OF August 4, 2022 at 11:26:41. PLEASE NOTE THIS IS AN AUTOMATED GENERATED REPORT. Each Incident may contain a number of Use of Force Deployments. This may be due to numerous Garda Members attending the incident or different equipment/tactics being utilised..

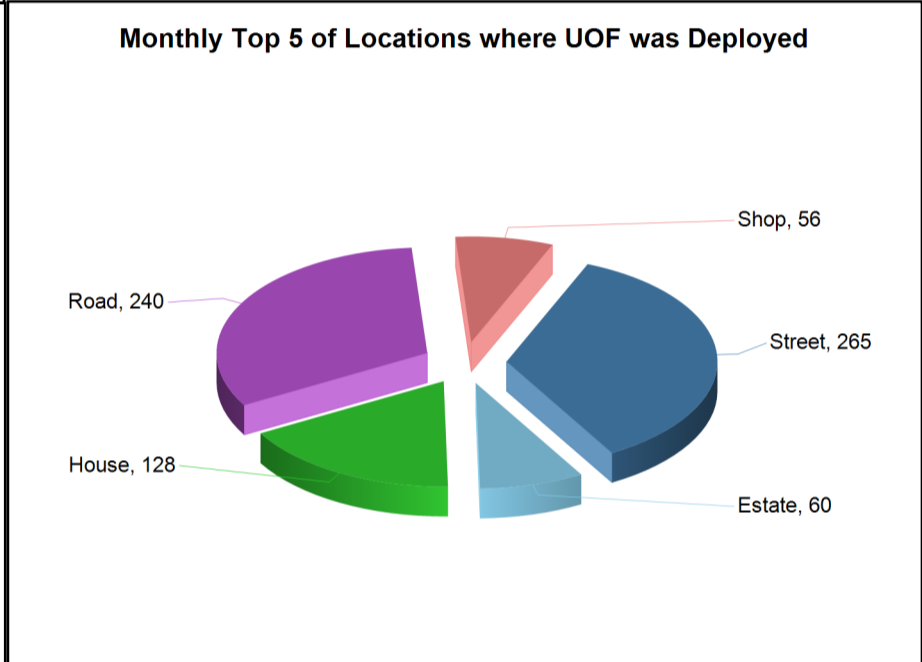
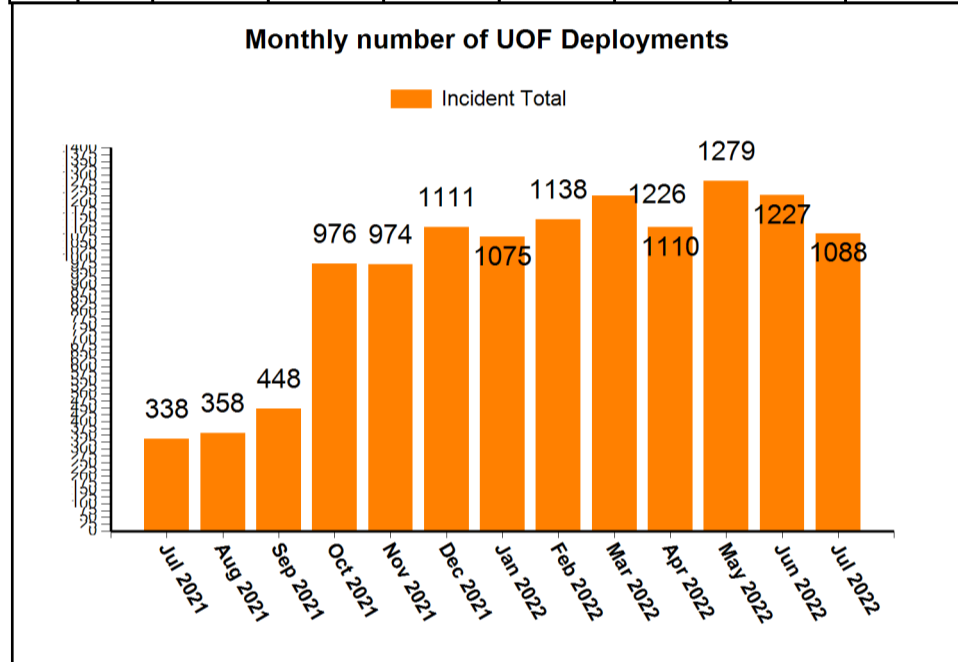
TOTAL RECORDED USE OF FORCE (INCIDENTS)	Month	1,036	YTD	7,602
TOTAL RECORDED USE OF FORCE (DEPLOYMENTS)	Month	1087	YTD	8111
Number of Incidents on PULSE	Month	111,142	YTD	799,894
% of Incidents involving Use of Force	Month	0.9321%	YTD	0.9504%

Note: Use of Force options can also be deployed against locations (breaching tools), animals (dangerous dog) and vehicles (stinger device).



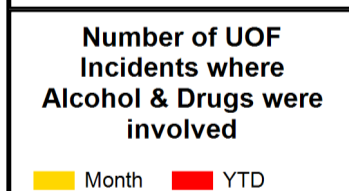
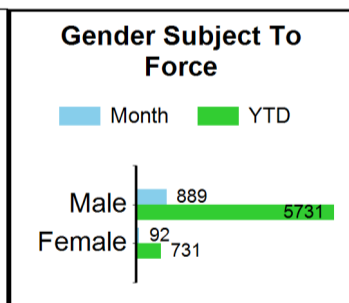
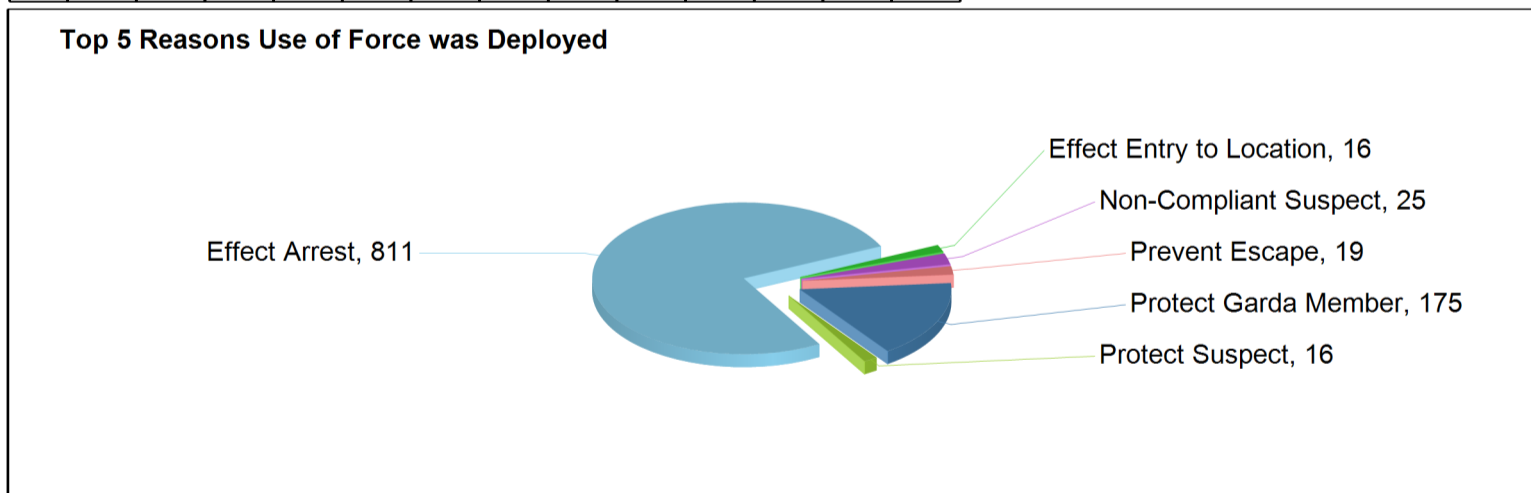
	Sun	Mon	Tue	Wed	Thu	Fri	Sat
2022 YTD	1685	932	907	932	1003	1149	1535
2021 YTD	376	289	256	308	325	302	423

	00.01 to 8.00 YTD	8.01 to 16.00 YTD	16.01 to 0.00 YTD
2022	2567	1622	3922
2021	593	536	1132

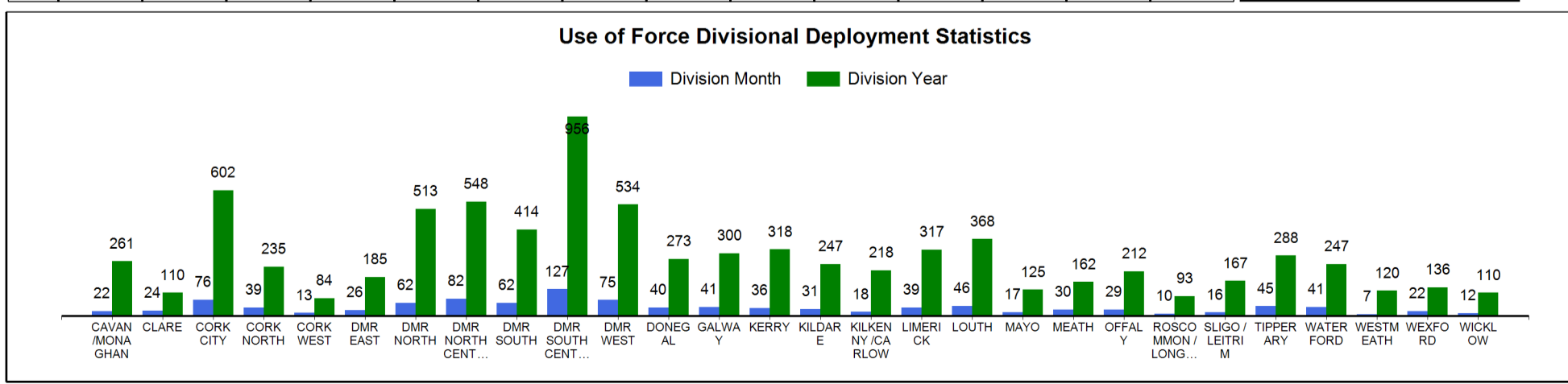


	Jul 2021	Aug 2021	Sep 2021	Oct 2021	Nov 2021	Dec 2021	Jan 2022	Feb 2022	Mar 2022	Apr 2022	May 2022	Jun 2022	Jul 2022
Total	338	358	448	976	974	1111	1075	1138	1226	1110	1279	1227	1088

	Estate	House	Road	Shop	Street	Others
Total	60	128	240	56	265	299



	Effect Arrest	Protect Garda Member	Non-Compliant Suspect	Prevent Escape	Protect Suspect	Effect Entry to Location	Carry Out Search	Protect Member of Public	Protect Property	Other	Violent Person	Armed Suspect	Covid-19	Vehicle Failing to Stop
Month	811	175	25	19	16	16	9	7	4	4	2	0	0	0
YTD	5961	1334	190	76	102	171	99	116	8	29	22	32	0	3



	CAVAN/MONAGHAN	CLARE	CORK CITY	CORK NORTH	CORK WEST	DMR EAST	DMR NORTH	DMR NORTH CENTRAL	DMR SOUTH	DMR SOUTH CENTRAL	DMR WEST	DONEGAL	GALWAY	KERRY	KILDARE	KILKENNY/CARLOW	LIMERICK	LOUTH	MAYO	MEATH	OFFALY	ROSCOMMON/LONGFORD	SLIGO/LEITRIM	TIPPERARY	WATERFORD	WESTMEATH	WEXFORD	WICKLOW
Month	22	24	76	39	13	26	62	82	62	127	75	40	41	36	31	18	39	46	17	30	29	10	16	45	41	7	22	12
YTD	261	110	602	235	84	185	513	548	414	956	534	273	300	318	247	218	317	368	125	162	212	93	167	288	247	120	136	110
AVG	37.29	15.71	86.00	33.57	12.00	26.43	73.29	78.29	59.14	136.57	76.29	39.00	42.86	45.43	35.29	31.14	45.29	52.57	17.86	23.14	30.29	13.29	23.86	41.14	35.29	17.14	19.43	15.71

Civilians injured during UOF Incident

Month: 30 YTD: 179

Garda Members injured during UOF Incident

Month: 12 YTD: 159

Pepper Spray*

Month: 67 YTD: 558

Baton (Used)

Month: 22 YTD: 152

Handcuffs (Used)

Month: 947 YTD: 7053

Anti Spit Guard (Used)

Month: 2 YTD: 15

Unarmed Restraint Used

Month: 184 YTD: 1712

Taser (Used)

Month: 0 YTD: 10

Non Lethal Firearm

Month: 0 YTD: 1

Firearm (Used)**

Month: 0 YTD: 0

NOTES: This is operational information which may be subject to change. Previous monthly incident data totals reported may change and affect YTD figures. Use of Force Incidents can be created outside of the monthly parameters. *Use of Force incidents can include multiple persons subject to force **This report is generated from information contained on the Garda Síochána PULSE system as per report issue date. ***UoF deployments also include locations (breaching tools), animals (angry dog) & vehicles (stinger device)