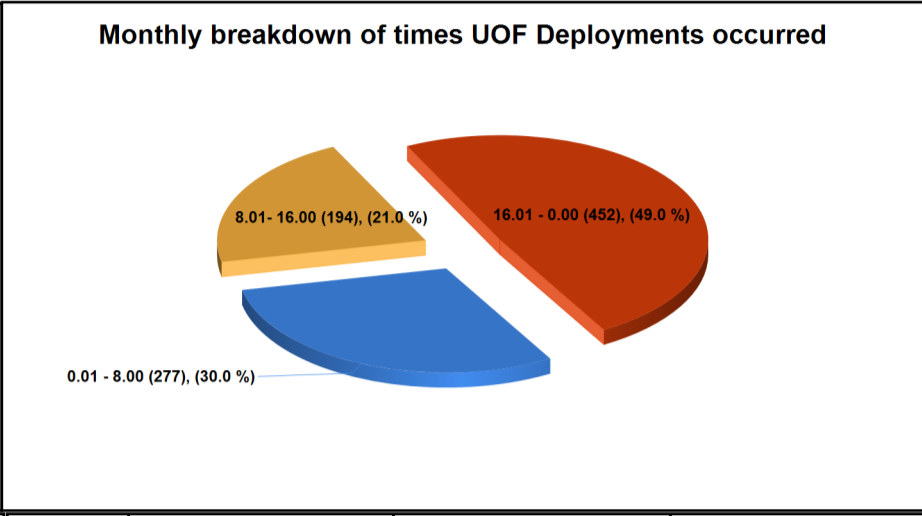
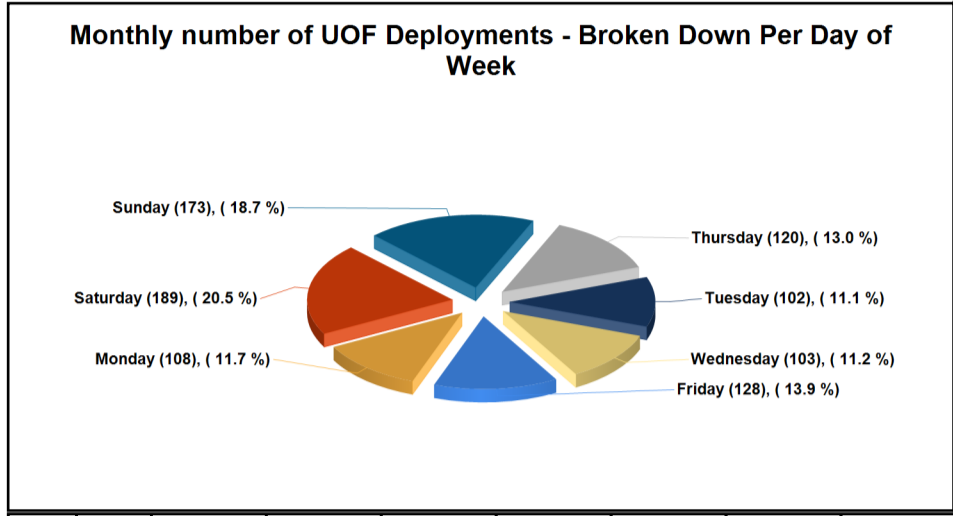




THIS DOCUMENT IS SELF CONTAINED AND SHOULD NOT BE COMPARED OR LINKED TO OTHER SOURCES. THE INFORMATION IS CORRECT AS OF May 2, 2023 at 17:36:14. PLEASE NOTE THIS IS AN AUTOMATED GENERATED REPORT. Each Incident may contain a number of Use of Force Deployments. This may be due to numerous Garda Members attending the incident or different equipment/tactics being utilised.

UoF deployments also include locations (breaching tools), animals (angry dog) & vehicles (stinger device)

TOTAL RECORDED USE OF FORCE (INCIDENTS)	Month	865	YTD	3,759
TOTAL RECORDED USE OF FORCE (DEPLOYMENTS)	Month	923	YTD	4038
Number of Incidents on PULSE	Month	103,596	YTD	440,972
% of Incidents involving Use of Force	Month	0.8350%	YTD	0.8524%



Civilians injured during UOF Incident

Month	YTD
22	101

Garda Members injured during UOF Incident

Month	YTD
13	79

Pepper Spray*

Month	YTD
86	297

Baton (Used)

Month	YTD
24	89

Handcuffs (Used)

Month	YTD
802	3475

Anti Spit Guard (Used)

Month	YTD
3	4

Unarmed Restraint Used

Month	YTD
188	792

Taser (Used)

Month	YTD
2	5

Less Lethal Firearm

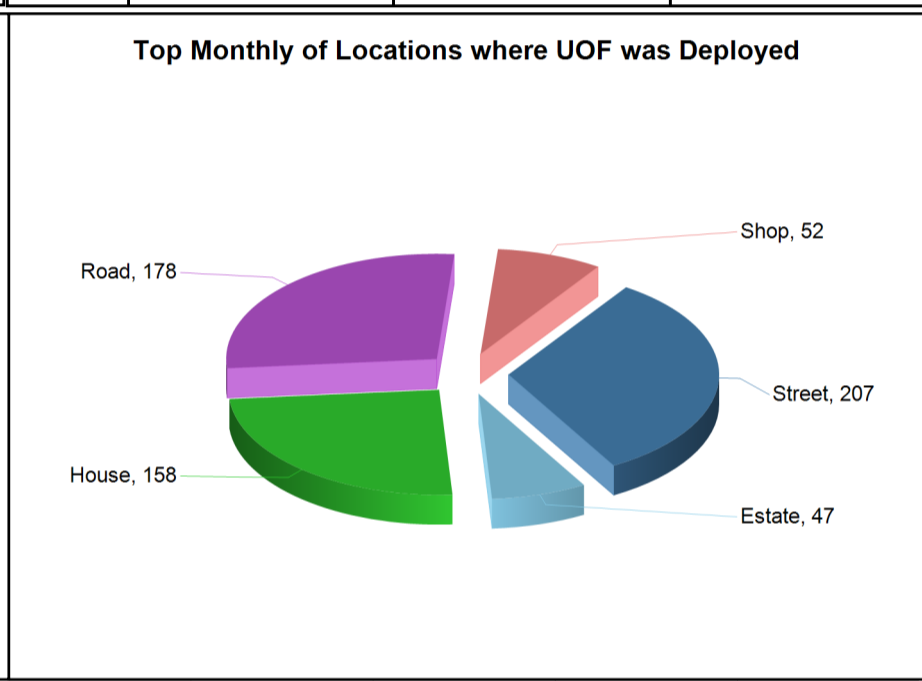
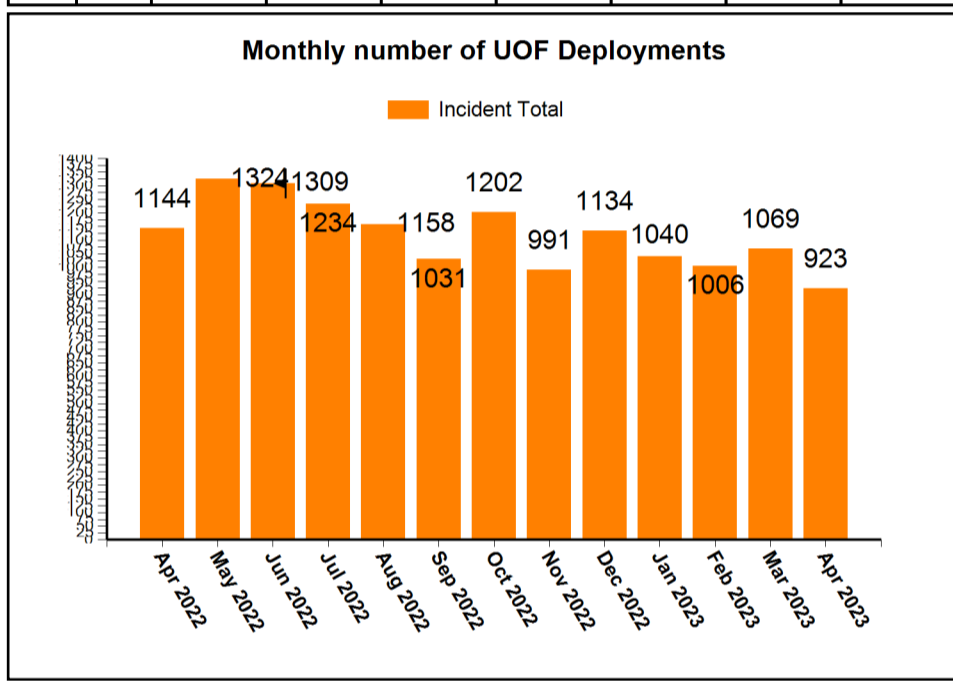
Month	YTD
0	2

Firearm (Used)**

Month	YTD
1	1

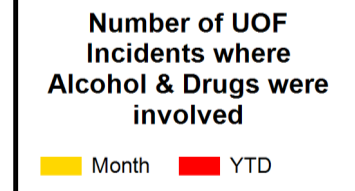
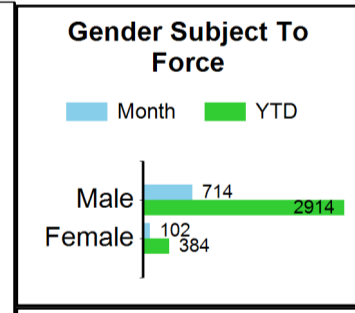
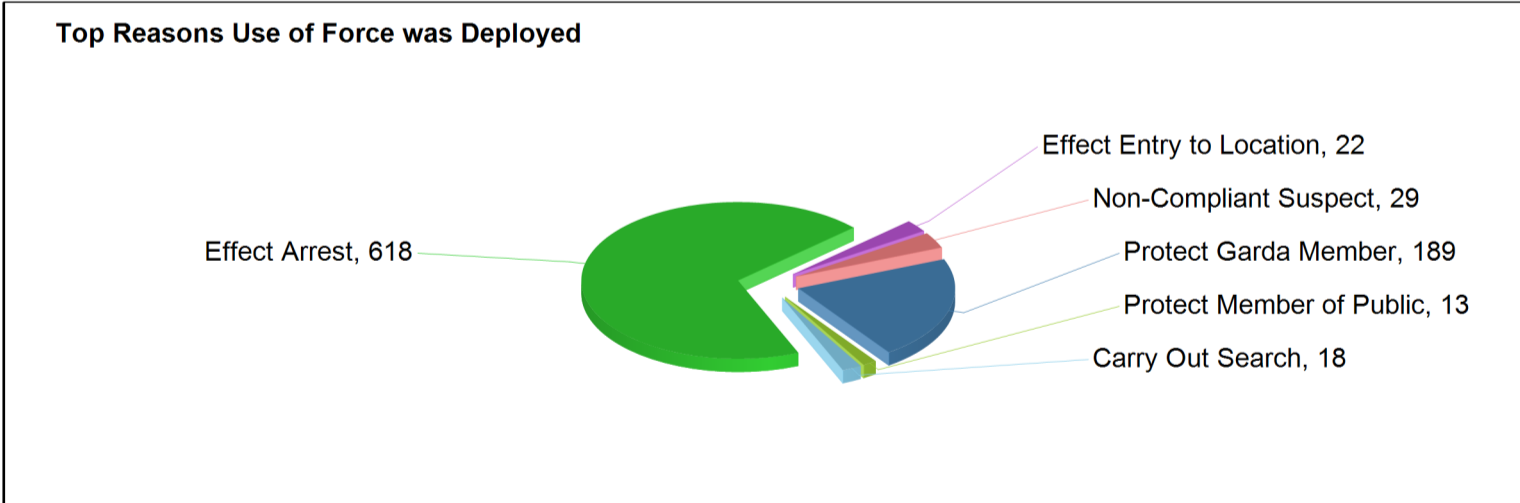
	Sun	Mon	Tue	Wed	Thu	Fri	Sat
2023 YTD	756	486	496	471	510	618	701
2022 YTD	910	492	535	531	591	683	873

	00.01 to 8.00 YTD	8.01 to 16.00 YTD	16.01 to 0.00 YTD
2023	1266	914	1858
2022	1455	900	2260

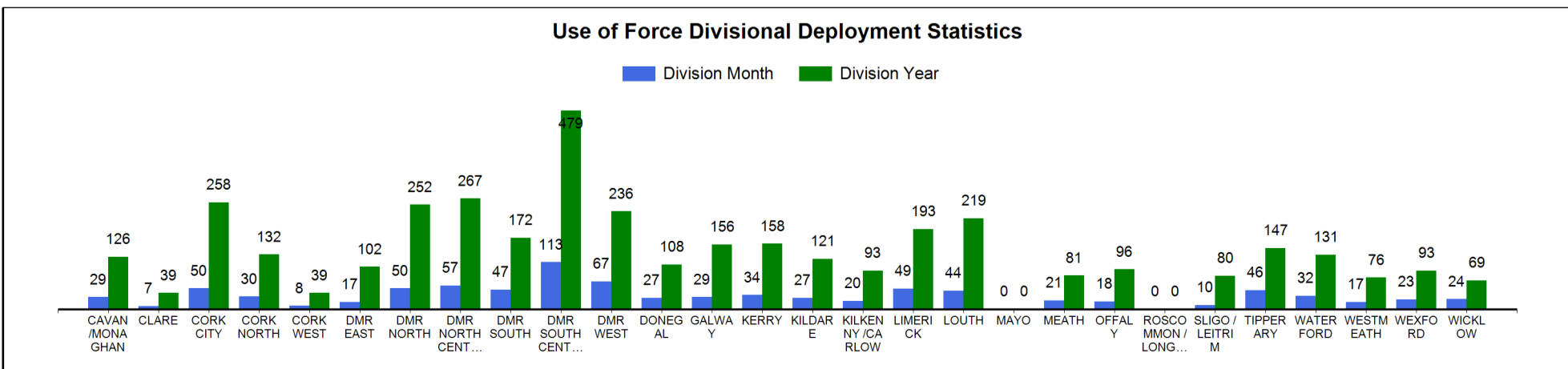


	Apr 2022	May 2022	Jun 2022	Jul 2022	Aug 2022	Sep 2022	Oct 2022	Nov 2022	Dec 2022	Jan 2023	Feb 2023	Mar 2023	Apr 2023
Total	1144	1324	1309	1234	1158	1031	1202	991	1134	1040	1006	1069	923

	Estate	House	Road	Shop	Street
Total	47	158	178	52	207



	Effect Arrest	Protect Garda Member	Non-Compliant Suspect	Effect Entry to Location	Carry Out Search	Protect Member of Public	Protect Suspect	Other	Prevent Escape	Violent Person	Armed Suspect	Protect Property	Vehicle Failing to Stop	Covid-19
Month	618	189	29	22	18	13	10	7	7	6	4	0	0	0
YTD	2790	764	90	124	60	50	59	22	42	13	19	2	3	0



NOTES: This is operational information which may be subject to change. Previous monthly incident data totals reported may change and affect YTD figures. Use of Force Incidents can be created outside of the monthly parameters. *Use of Force incidents can include multiple persons subject to force **This report is generated from information contained on the Garda Síochána PULSE system as per report issue date. ***UoF deployments also include locations (breaching tools), animals (angry dog) & vehicles (stinger device)

	CAVAN/MONAGHAN	CLARE	CORK CITY	CORK NORTH	CORK WEST	DMR EAST	DMR NORTH	DMR NORTH CENTRAL	DMR SOUTH	DMR SOUTH CENTRAL	DMR WEST	DONEGAL	GALWAY	KERRY	KILDARE	KILKENNY/CARLOW	LIMERICK	LOUTH	MAYO	MEATH	OFFALY	ROSCOMMON/LEITRIM/SLIGO/LONGFORD	SLIGO/LEITRIM	TIPPERARY	WATERFORD	WESTMEATH	WEXFORD	WICKLOW
Month	29	7	50	30	8	17	50	57	47	113	67	27	29	34	27	20	49	44	0	21	18	0	10	46	32	17	23	24
YTD	126	39	258	132	39	102	252	267	172	479	236	108	156	158	121	93	193	219	0	81	96	0	80	147	131	76	93	69
AVG	31.50	9.75	64.50	33.00	9.75	25.50	63.00	66.75	43.00	119.75	59.00	27.00	39.00	39.50	30.25	23.25	48.25	54.75	0.00	20.25	24.00	0.00	20.00	36.75	32.75	19.00	23.25	17.25