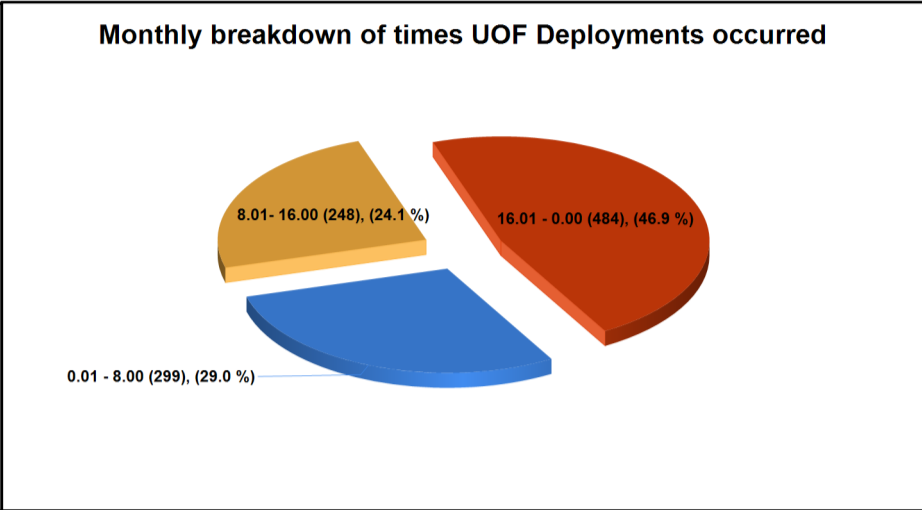
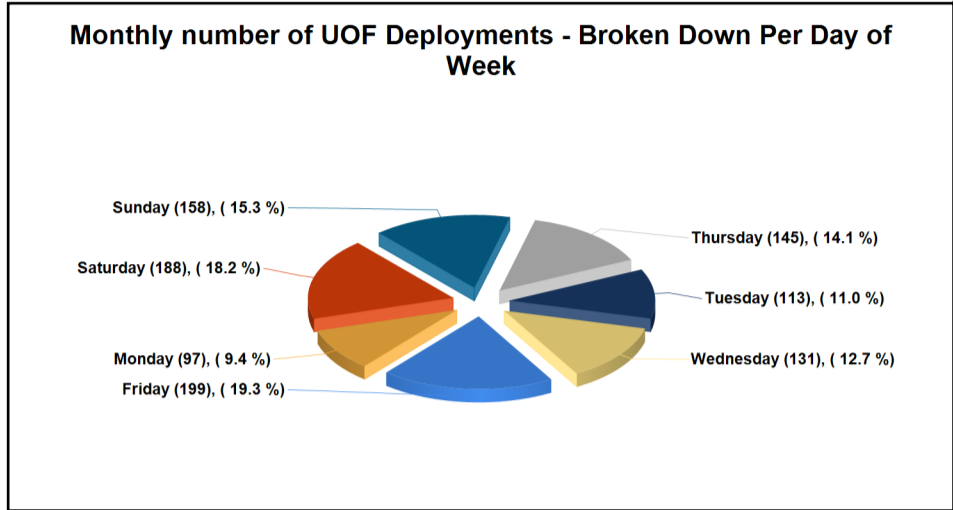




THIS DOCUMENT IS SELF CONTAINED AND SHOULD NOT BE COMPARED OR LINKED TO OTHER SOURCES. THE INFORMATION IS CORRECT AS OF April 7, 2023 at 10:07:26. PLEASE NOTE THIS IS AN AUTOMATED GENERATED REPORT. Each Incident may contain a number of Use of Force Deployments. This may be due to numerous Garda Members attending the incident or different equipment/tactics being utilised.

UoF deployments also include locations (breaching tools), animals (angry dog) & vehicles (stinger device)

TOTAL RECORDED USE OF FORCE (INCIDENTS)	Month	956	YTD	2,831
TOTAL RECORDED USE OF FORCE (DEPLOYMENTS)	Month	1031	YTD	3046
Number of Incidents on PULSE	Month	107,287	YTD	329,992
% of Incidents involving Use of Force	Month	0.8911%	YTD	0.8579%



	Sun	Mon	Tue	Wed	Thu	Fri	Sat
2023 YTD	566	368	385	362	382	477	506
2022 YTD	702	364	406	393	484	490	630

	00.01 to 8.00 YTD	8.01 to 16.00 YTD	16.01 to 0.00 YTD
2023	970	694	1382
2022	1094	681	1694

Civilians injured during UOF Incident

Month	YTD
29	78

Garda Members injured during UOF Incident

Month	YTD
24	63

Pepper Spray*

Month	YTD
69	206

Baton (Used)

Month	YTD
27	64

Handcuffs (Used)

Month	YTD
905	2613

Anti Spit Guard (Used)

Month	YTD
1	1

Unarmed Restraint Used

Month	YTD
214	580

Taser (Used)

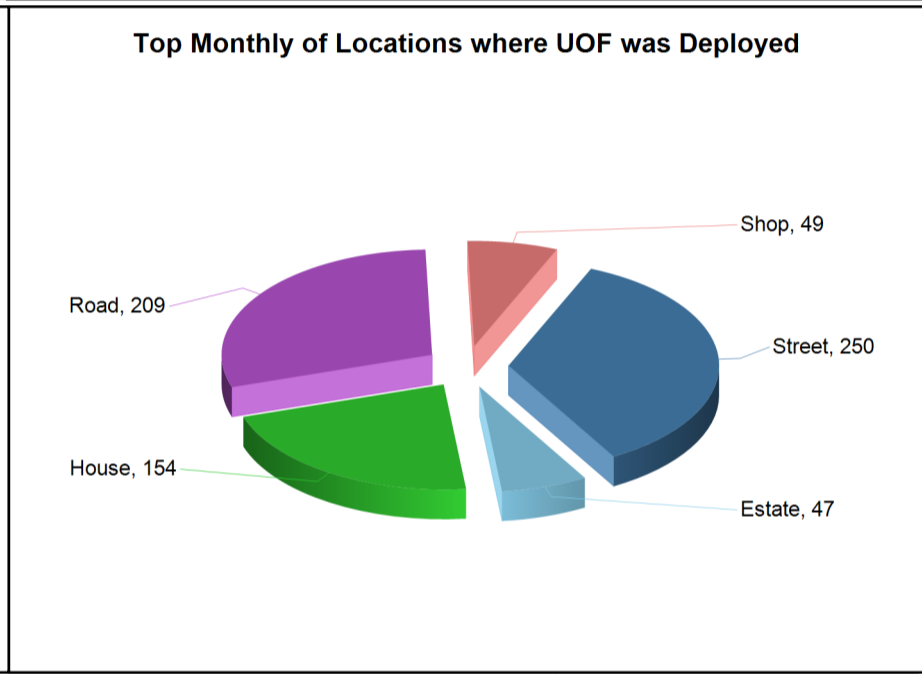
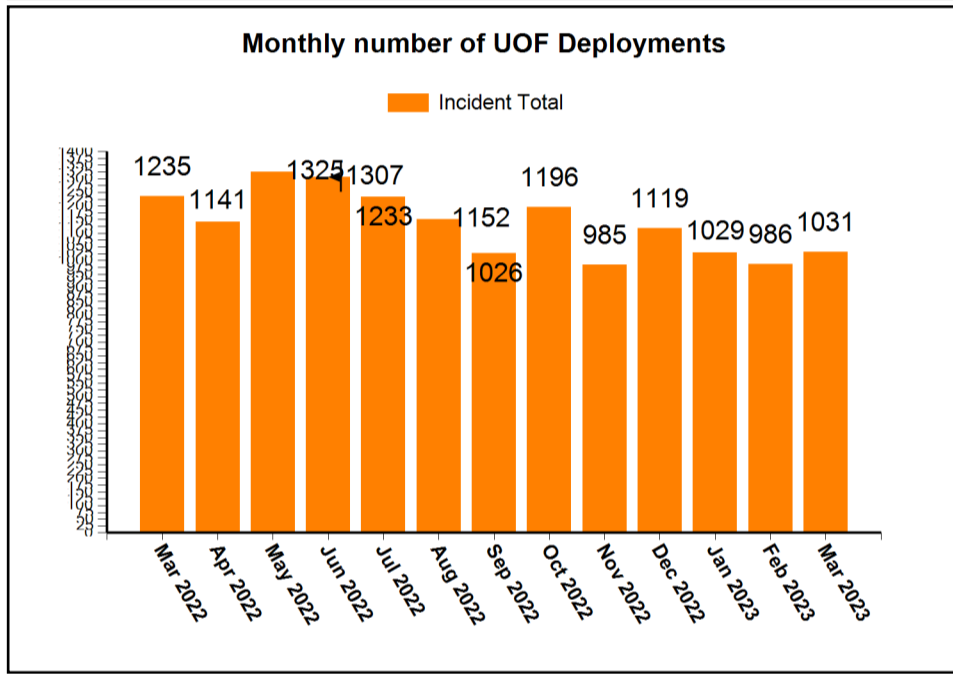
Month	YTD
3	3

Less Lethal Firearm

Month	YTD
1	2

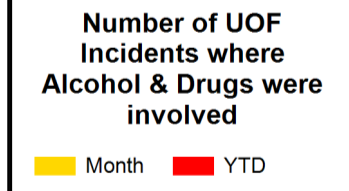
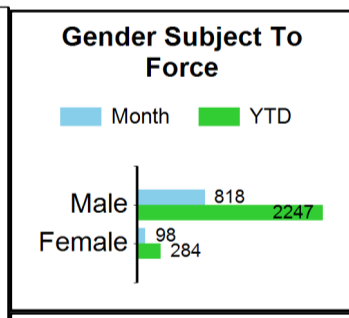
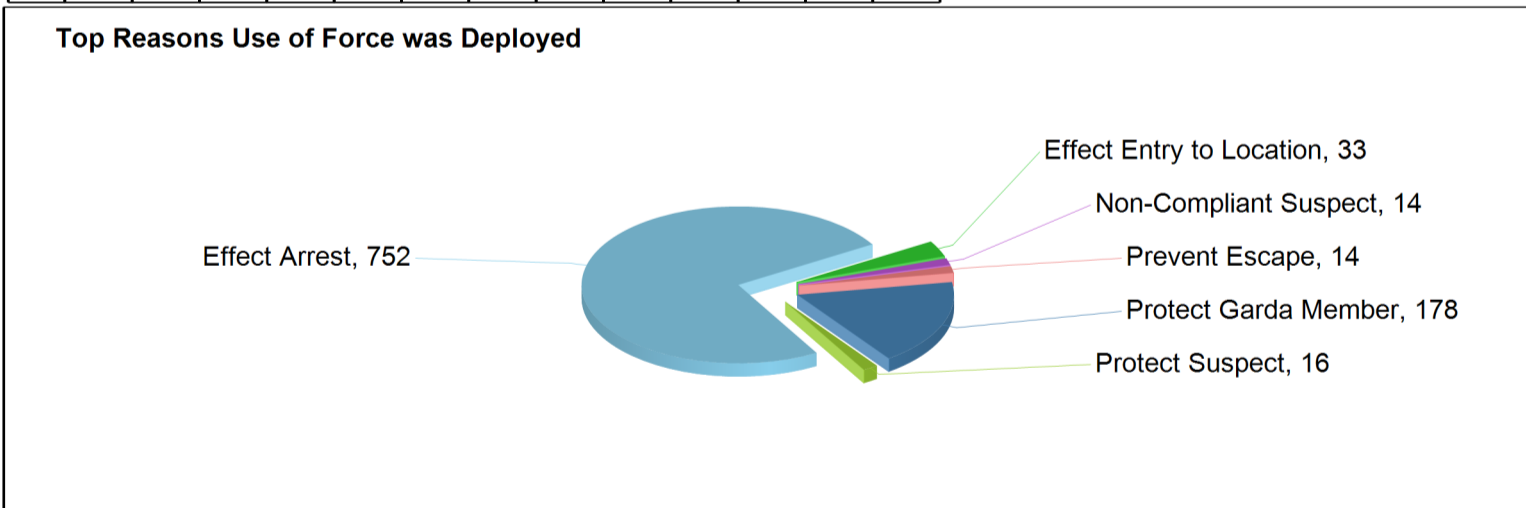
Firearm (Used)**

Month	YTD
0	0

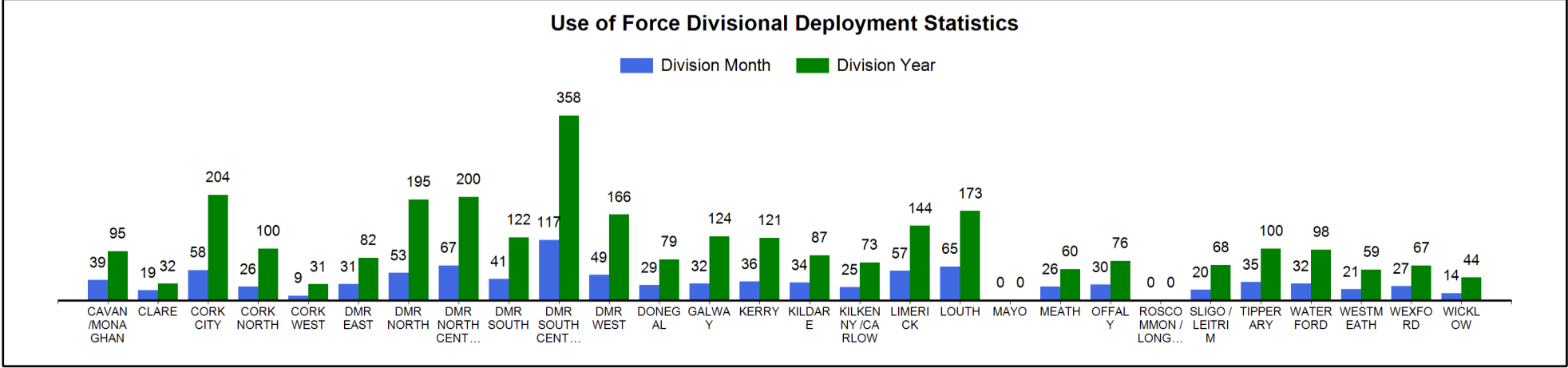


	Mar 2022	Apr 2022	May 2022	Jun 2022	Jul 2022	Aug 2022	Sep 2022	Oct 2022	Nov 2022	Dec 2022	Jan 2023	Feb 2023	Mar 2023
Total	1235	1141	1325	1307	1233	1152	1026	1196	985	1119	1029	986	1031

	Estate	House	Road	Shop	Street
Total	47	154	209	49	250



	Effect Arrest	Protect Garda Member	Effect Entry to Location	Protect Suspect	Non-Compliant Suspect	Prevent Escape	Carry Out Search	Protect Member of Public	Violent Person	Other	Armed Suspect	Protect Property	Vehicle Failing to Stop	Covid-19
Month	752	178	33	16	14	14	9	9	3	2	1	0	0	0
YTD	2119	569	97	49	61	35	39	37	5	15	15	2	3	0



	CAVAN/MONAGHAN	CLARE	CORK CITY	CORK NORTH	CORK WEST	DMR EAST	DMR NORTH	DMR NORTH CENTRAL	DMR SOUTH	DMR SOUTH CENTRAL	DMR WEST	DONEGAL	GALWAY	KERRY	KILDARE	KILKENNY/CARLOW	LIMERICK	LOUTH	MAYO	MEATH	OFFALY	ROSCOMMON/LEITRIM/SLIGO/LONGFORD	TIPPERARY	WATERFORD	WESTMEATH	WEXFORD	WICKLOW	
Month	39	19	58	26	9	31	53	67	41	117	49	29	32	36	34	25	57	65	0	26	30	0	20	35	32	21	27	14
YTD	95	32	204	100	31	82	195	200	122	358	166	79	124	121	87	73	144	173	0	60	76	0	68	100	98	59	67	44
AVG	31.67	10.67	68.00	33.33	10.33	27.33	65.00	66.67	40.67	119.33	55.33	26.33	41.33	40.33	29.00	24.33	48.00	57.67	0.00	20.00	25.33	0.00	22.67	33.33	32.67	19.67	22.33	14.67

NOTES: This is operational information which may be subject to change. Previous monthly incident data totals reported may change and affect YTD figures. Use of Force Incidents can be created outside of the monthly parameters. *Use of Force incidents can include multiple persons subject to force **This report is generated from information contained on the Garda Síochána PULSE system as per report issue date. ***UoF deployments also include locations (breaching tools), animals (angry dog) & vehicles (stinger device)