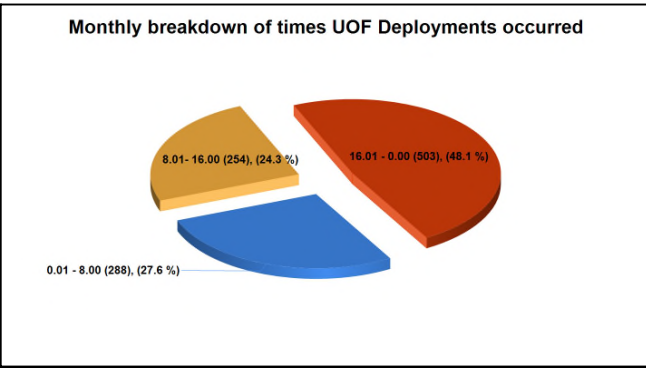
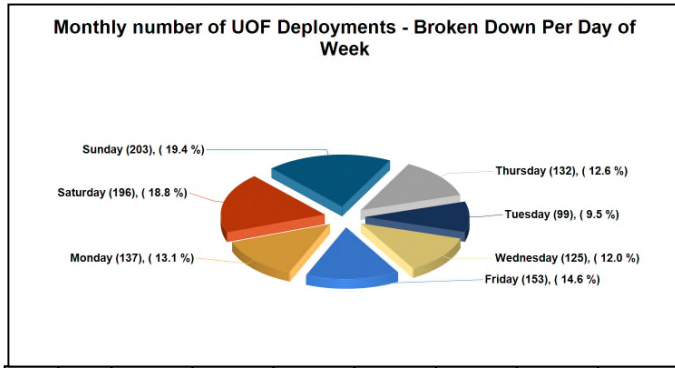




THIS DOCUMENT IS SELF CONTAINED AND SHOULD NOT BE COMPARED OR LINKED TO OTHER SOURCES. THE INFORMATION IS CORRECT AS OF July 7, 2024 at 9:43:08. PLEASE NOTE THIS IS AN AUTOMATED GENERATED REPORT. Each Incident may contain a number of Use of Force Deployments. This may be due to numerous Garda Members attending the incident or different equipment/tactics being utilised.

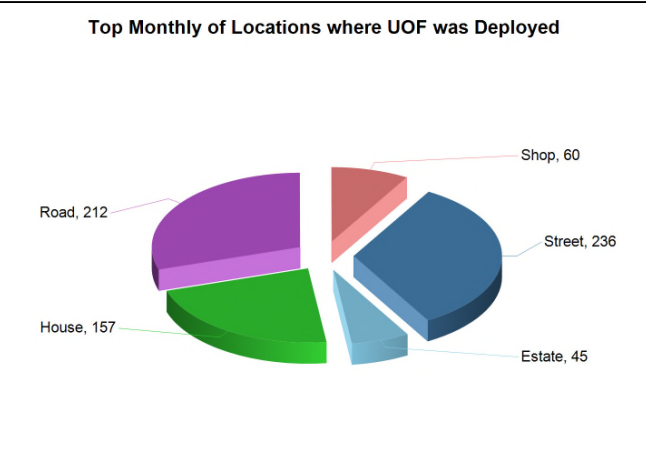
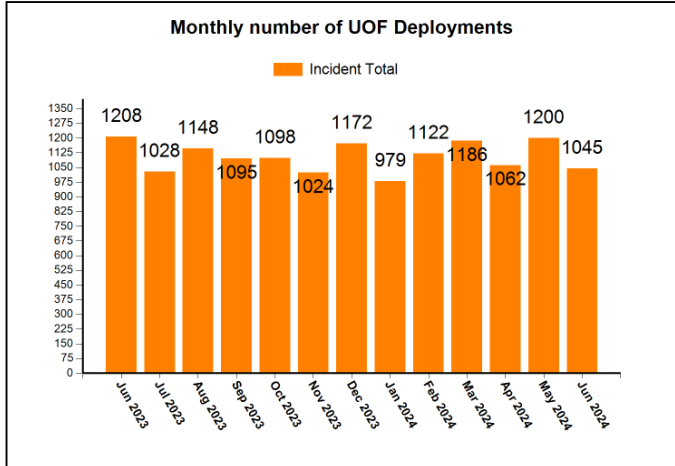
UoF deployments also include locations (breaching tools), animals (angry dog) & vehicles (stinger device)

TOTAL RECORDED USE OF FORCE (INCIDENTS)	Month	980	YTD	6,116
TOTAL RECORDED USE OF FORCE (DEPLOYMENTS)	Month	1045	YTD	6594
Number of Incidents on PULSE	Month	114,383	YTD	738,199
% of Incidents involving Use of Force	Month	0.8568%	YTD	0.8285%



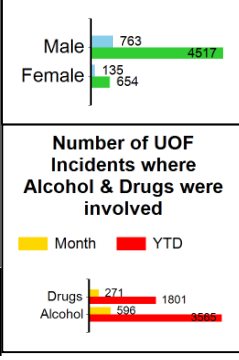
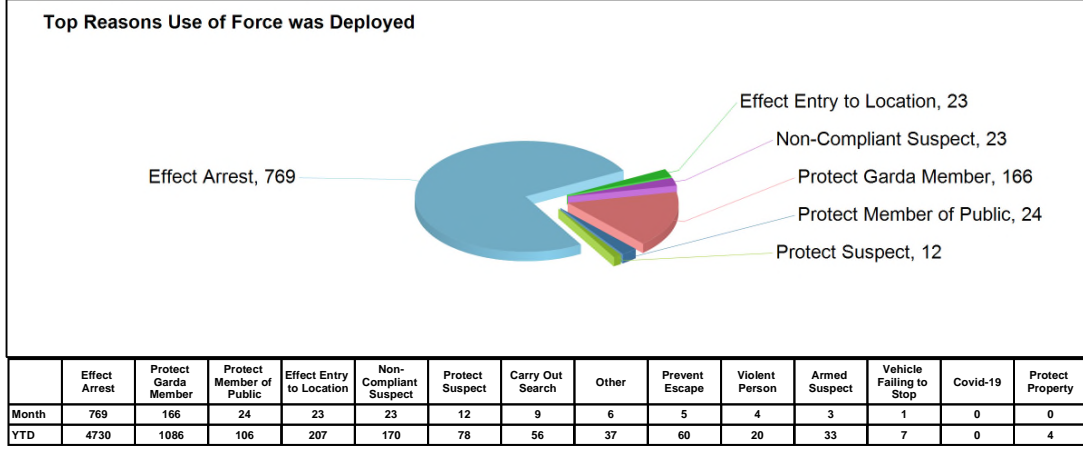
	Sun	Mon	Tue	Wed	Thu	Fri	Sat
2024 YTD	1167	918	798	854	819	975	1063
2023 YTD	1194	866	797	823	828	951	1109

	00.01 to 8.00 YTD	8.01 to 16.00 YTD	16.01 to 0.00 YTD
2024	1854	1588	3152
2023	1979	1540	3049

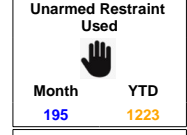





	Jun 2023	Jul 2023	Aug 2023	Sep 2023	Oct 2023	Nov 2023	Dec 2023	Jan 2024	Feb 2024	Mar 2024	Apr 2024	May 2024	Jun 2024
Total	1208	1028	1148	1095	1098	1024	1172	979	1122	1186	1062	1200	1045

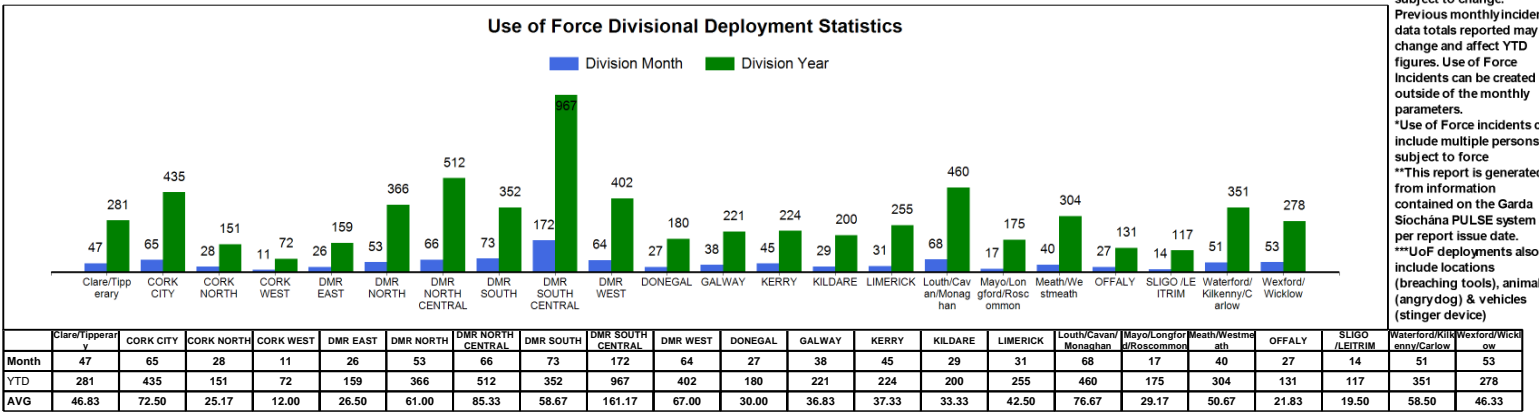
	Estate	House	Road	Shop	Street
Total	45	157	212	60	236



	Effect Arrest	Protect Garda Member	Protect Member of Public	Effect Entry to Location	Non-Compliant Suspect	Protect Suspect	Carry Out Search	Other	Prevent Escape	Violent Person	Armed Suspect	Vehicle Failing to Stop	Covid-19	Protect Property
Month	769	166	24	23	23	12	9	6	5	4	3	1	0	0
YTD	4730	1086	106	207	170	78	56	37	60	20	33	7	0	4



NOTES: This is operational information which may be subject to change. Previous monthly incident data totals reported may change and affect YTD figures. Use of Force Incidents can be created outside of the monthly parameters. *Use of Force incidents can include multiple persons subject to force **This report is generated from information contained on the Garda Síochána PULSE system as per report issue date. ***UoF deployments also include locations (breaching tools), animals (angry dog) & vehicles (stinger device)



	Clare/Tipperary	CORK CITY	CORK NORTH	CORK WEST	DMR EAST	DMR NORTH	DMR NORTH CENTRAL	DMR SOUTH	DMR SOUTH CENTRAL	DMR WEST	DONEGAL	GALWAY	KERRY	KILDARE	LIMERICK	Louth/Cavan/Monaghan	Mayo/Longford/Roscommon	Meath/Westmeath	OFFALY	SLIGO/LEITRIM	Waterford/Kilkenny/Cork	Wexford/Wicklow
Month	47	65	28	11	26	53	66	73	172	64	27	38	29	31	68	17	40	27	14	51	53	
YTD	281	435	151	72	159	366	512	352	967	402	180	221	224	200	255	460	175	304	131	117	351	278
AVG	46.83	72.50	25.17	12.00	26.50	61.00	85.33	58.67	161.17	67.00	30.00	36.83	37.33	33.33	42.50	76.67	29.17	50.67	21.83	19.50	58.50	46.33