



# Garda Fleet Management Report as at 30/09/20

## Strength of Garda Fleet, broken down by Division & District as at 30/09/20

Division / District	Cars			Vans	Motorcycles	4 x 4	Others	Total
	Marked	Unmarked	Total	Total	Total	Total	Total	
	927	1,353	2,280	495	134	83	54	
<b>Total</b>	<b>927</b>	<b>1,353</b>	<b>2,280</b>	<b>495</b>	<b>134</b>	<b>83</b>	<b>54</b>	<b>3,046</b>
BAILIEBORO	6	5	11	2	0	0	0	13
CARRICKMACROSS	5	4	9	3	0	1	0	13
CAVAN	14	3	17	2	2	0	0	21
MONAGHAN	6	7	13	5	2	0	1	21
<b>CAVAN-MONAGHAN</b>	<b>31</b>	<b>19</b>	<b>50</b>	<b>12</b>	<b>4</b>	<b>1</b>	<b>1</b>	<b>68</b>
ENNIS	12	15	27	11	2	0	0	40
KILRUSH	7	4	11	3	0	1	0	15
<b>CLARE</b>	<b>19</b>	<b>19</b>	<b>38</b>	<b>14</b>	<b>2</b>	<b>1</b>	<b>0</b>	<b>55</b>
ANGELSEA STREET	12	41	53	11	1	3	1	69
GURRANABRAHER	10	8	18	4	7	0	1	30
MAYFIELD	6	5	11	3	2	0	4	20
TOGHER	10	6	16	1	0	0	1	18
<b>CORK CITY</b>	<b>38</b>	<b>60</b>	<b>98</b>	<b>19</b>	<b>10</b>	<b>3</b>	<b>7</b>	<b>137</b>
FERMOY	11	8	19	3	1	0	0	23
MALLOW	8	5	13	3	1	0	0	17
MIDLETON	8	6	14	6	1	0	0	21
<b>CORK NORTH</b>	<b>27</b>	<b>19</b>	<b>46</b>	<b>12</b>	<b>3</b>	<b>0</b>	<b>0</b>	<b>61</b>
BANDON	10	9	19	6	1	0	1	27
BANTRY	4	2	6	3	0	1	0	10
CLONAKILTY	5	4	9	1	0	0	0	10
MACROOM	11	3	14	2	0	2	1	19
<b>CORK WEST</b>	<b>30</b>	<b>18</b>	<b>48</b>	<b>12</b>	<b>1</b>	<b>3</b>	<b>2</b>	<b>66</b>
BLACKROCK-W	15	11	26	2	0	1	0	29
DUNLAOGHAIRE-F	20	12	32	9	0	0	1	42
<b>DMR EAST</b>	<b>35</b>	<b>23</b>	<b>58</b>	<b>11</b>	<b>0</b>	<b>1</b>	<b>1</b>	<b>71</b>
BALBRIGGAN-Y	6	5	11	1	0	0	0	12
BALLYMUN	11	20	31	6	0	1	1	39
COOLOCK-R	9	16	25	3	0	0	0	28
RAHENY-J	12	9	21	3	0	0	0	24
<b>DMR NORTH</b>	<b>38</b>	<b>50</b>	<b>88</b>	<b>13</b>	<b>0</b>	<b>1</b>	<b>1</b>	<b>103</b>
BRIDEWELL	5	3	8	2	0	0	0	10
FITZGIBBON STREET	8	9	17	5	0	2	0	24
STORE STREET	14	18	32	5	0	1	1	39
<b>DMR NORTH CENTRAL</b>	<b>27</b>	<b>30</b>	<b>57</b>	<b>12</b>	<b>0</b>	<b>3</b>	<b>1</b>	<b>73</b>
CRUMLIN-G	8	11	19	8	0	0	0	27
TALLAGHT-M	16	19	35	6	0	1	1	43
TERENURE-P	9	6	15	2	0	1	0	18
<b>DMR SOUTH</b>	<b>33</b>	<b>36</b>	<b>69</b>	<b>16</b>	<b>0</b>	<b>2</b>	<b>1</b>	<b>88</b>
DONNYBROOK-E	8	8	16	6	0	0	0	22
KEVIN STREET-A	9	21	30	4	0	0	1	35
PEARSE STREET-B	6	7	13	5	0	0	0	18
<b>DMR SOUTH CENTRAL</b>	<b>23</b>	<b>36</b>	<b>59</b>	<b>15</b>	<b>0</b>	<b>0</b>	<b>1</b>	<b>75</b>
DMR TRAFFIC-DUBLIN CASTLE	13	7	20	2	44	2	0	68
<b>DMR TRAFFIC</b>	<b>13</b>	<b>7</b>	<b>20</b>	<b>2</b>	<b>44</b>	<b>2</b>	<b>0</b>	<b>68</b>
BLANCHARDSTOWN-K	17	22	39	7	0	0	1	47
CLONDALKIN-L	9	13	22	4	0	0	0	26
LUCAN-Q	8	10	18	3	0	0	5	26
<b>DMR WEST</b>	<b>34</b>	<b>45</b>	<b>79</b>	<b>14</b>	<b>0</b>	<b>0</b>	<b>6</b>	<b>99</b>
BALLYSHANNON	11	6	17	2	0	0	1	20
BUNCRANA	6	3	9	1	2	0	0	12
LETTERKENNY	11	11	22	6	2	0	0	30
MILFORD	6	1	7	3	0	1	0	11
<b>DONEGAL</b>	<b>34</b>	<b>21</b>	<b>55</b>	<b>12</b>	<b>4</b>	<b>1</b>	<b>1</b>	<b>73</b>
BALLINASLOE	5	2	7	1	0	0	0	8
CLIFDEN	5	1	6	2	0	0	0	8
GALWAY	19	29	48	14	4	1	1	68
LOUGHREA	9	3	12	3	0	0	0	15
SALTHILL	7	1	8	2	0	0	0	10
TUAM	8	3	11	2	2	0	0	15
<b>GALWAY</b>	<b>53</b>	<b>39</b>	<b>92</b>	<b>24</b>	<b>6</b>	<b>1</b>	<b>1</b>	<b>124</b>

Following a full Fleet Category Review undertaken on August 9th 2019, 1 vehicle listed as 'Others' was reclassified as 'Vans' & 127 vehicles listed as 'Others' and 27 vehicles listed as '4x4' were reclassified as 'Cars'.

This Data is correct as of 30/09/20 and will be updated as of 31/10/2020



## Garda Fleet Management Report as at 30/09/20

KILLARNEY	7	5	12	3	0	0	0	15
LISTOWEL	9	1	10	2	0	0	0	12
TRALEE	15	10	25	7	3	1	1	37
<b>KERRY</b>	<b>31</b>	<b>16</b>	<b>47</b>	<b>12</b>	<b>3</b>	<b>1</b>	<b>1</b>	<b>64</b>
KILDARE	12	8	20	5	0	0	1	26
LEIXLIP	7	5	12	3	0	0	0	15
NAAS	10	6	16	6	2	1	0	25
<b>KILDARE</b>	<b>29</b>	<b>19</b>	<b>48</b>	<b>14</b>	<b>2</b>	<b>1</b>	<b>1</b>	<b>66</b>
CARLOW	13	6	19	6	1	1	0	27
KILKENNY	15	16	31	8	0	1	1	41
THOMASTOWN	6	13	19	6	0	0	0	25
<b>KILKENNY/CARLOW</b>	<b>34</b>	<b>35</b>	<b>69</b>	<b>20</b>	<b>1</b>	<b>2</b>	<b>1</b>	<b>93</b>
BIRR	5	2	7	1	0	0	0	8
PORTLAOISE	15	15	30	7	3	1	2	43
TULLAMORE	8	5	13	3	1	0	0	17
<b>LAOIS-OFFALY</b>	<b>28</b>	<b>22</b>	<b>50</b>	<b>11</b>	<b>4</b>	<b>1</b>	<b>2</b>	<b>68</b>
BRUFF	5	1	6	3	0	0	0	9
HENRY STREET LIMERICK	17	24	41	10	4	1	0	56
NEWCASTLEWEST	11	2	13	2	0	0	0	15
ROXBORO ROAD	6	3	9	4	0	0	3	16
<b>LIMERICK</b>	<b>39</b>	<b>30</b>	<b>69</b>	<b>19</b>	<b>4</b>	<b>1</b>	<b>3</b>	<b>96</b>
ARDEE	4	3	7	3	0	0	0	10
DROGHEDA	9	7	16	3	2	1	1	23
DUNDALK	19	9	28	5	0	0	0	33
<b>LOUTH</b>	<b>32</b>	<b>19</b>	<b>51</b>	<b>11</b>	<b>2</b>	<b>1</b>	<b>1</b>	<b>66</b>
BALLINA	6	1	7	4	0	0	0	11
BELMULLET	3	0	3	1	0	1	0	5
CASTLEBAR	5	7	12	3	2	0	1	18
CLAREMORRIS	15	5	20	3	0	0	0	23
WESTPORT	4	1	5	2	0	0	0	7
<b>MAYO</b>	<b>33</b>	<b>14</b>	<b>47</b>	<b>13</b>	<b>2</b>	<b>1</b>	<b>1</b>	<b>64</b>
ASHBOURNE	11	8	19	4	1	1	0	25
KELLS	5	2	7	1	0	0	0	8
NAVAN	8	8	16	5	0	0	0	21
TRIM	7	3	10	1	0	0	0	11
<b>MEATH</b>	<b>31</b>	<b>21</b>	<b>52</b>	<b>11</b>	<b>1</b>	<b>1</b>	<b>0</b>	<b>65</b>
CASTLEREA	8	6	14	4	0	1	3	22
GRANARD	3	2	5	1	0	0	0	6
LONGFORD	7	5	12	2	1	0	0	15
ROSCOMMON	8	7	15	5	2	0	0	22
<b>ROSCOMMON-LONGFORD</b>	<b>26</b>	<b>20</b>	<b>46</b>	<b>12</b>	<b>3</b>	<b>1</b>	<b>3</b>	<b>65</b>
BALLYMOTE	6	2	8	2	0	0	0	10
LEITRIM	11	5	16	4	1	1	0	22
SLIGO	10	7	17	6	2	0	0	25
<b>SLIGO-LEITRIM</b>	<b>27</b>	<b>14</b>	<b>41</b>	<b>12</b>	<b>3</b>	<b>1</b>	<b>0</b>	<b>57</b>
CAHIR	12	4	16	2	1	1	0	20
CLONMEL	3	4	7	3	0	0	0	10
NENAGH	7	3	10	2	0	0	0	12
THURLES	8	11	19	5	3	1	0	28
TIPPERARY	3	2	5	2	0	0	0	7
<b>TIPPERARY</b>	<b>33</b>	<b>24</b>	<b>57</b>	<b>14</b>	<b>4</b>	<b>2</b>	<b>0</b>	<b>77</b>
DUNGARVAN	11	2	13	2	0	1	0	16
TRAMORE	5	3	8	2	1	1	0	12
WATERFORD	18	11	29	11	2	1	1	44
<b>WATERFORD</b>	<b>34</b>	<b>16</b>	<b>50</b>	<b>15</b>	<b>3</b>	<b>3</b>	<b>1</b>	<b>72</b>
ATHLONE	9	3	12	2	1	1	0	16
MULLINGAR	21	26	47	11	2	0	1	61
<b>WESTMEATH</b>	<b>30</b>	<b>29</b>	<b>59</b>	<b>13</b>	<b>3</b>	<b>1</b>	<b>1</b>	<b>77</b>
ENNISCORTHY	15	9	24	2	2	1	0	29
NEW ROSS	6	3	9	2	0	0	0	11
WEXFORD	11	11	22	6	0	1	0	29
<b>WEXFORD</b>	<b>32</b>	<b>23</b>	<b>55</b>	<b>10</b>	<b>2</b>	<b>2</b>	<b>0</b>	<b>69</b>
BALTINGLASS	8	3	11	2	0	1	0	14
BRAY	12	9	21	4	2	1	0	28
WICKLOW	7	8	15	4	0	4	1	24
<b>WICKLOW</b>	<b>27</b>	<b>20</b>	<b>47</b>	<b>10</b>	<b>2</b>	<b>6</b>	<b>1</b>	<b>66</b>
NATIONAL & HEADQUARTERS UNITS	26	609	635	110	21	39	15	820
<b>NATIONAL &amp; HEADQUARTERS UNITS</b>	<b>26</b>	<b>609</b>	<b>635</b>	<b>110</b>	<b>21</b>	<b>39</b>	<b>15</b>	<b>820</b>

Following a full Fleet Category Review undertaken on August 9th 2019, 1 vehicle listed as 'Others' was reclassified as 'Vans' & 127 vehicles listed as 'Others' and 27 vehicles listed as '4x4' were reclassified as 'Cars'.

This Data is correct as of 30/09/20 and will be updated as of 31/10/2020



## Garda Fleet Management Report as at 30/09/20

### Vehicles Removed from Fleet from 01/01/20 to 30/09/20 by Type as at 30/09/20

	Cars			Vans	Motorcycles	4 x 4	Others	Total
	Marked	Unmarked	Total	Total	Total	Total	Total	
<b>Total</b>	57	57	114	20	2	1	3	140
January 2020	2	14	16	0	1	0	1	18
February 2020	1	3	4	1	0	0	0	5
March 2020	13	6	19	2	0	0	1	22
April 2020	12	12	24	0	0	0	0	24
May 2020	11	9	20	10	0	0	0	30
July 2020	8	2	10	4	0	1	0	15
August 2020	8	6	14	1	1	0	0	16
September 2020	2	5	7	2	0	0	1	10

### Vehicles Assigned to Fleet from 01/01/20 to 30/09/20 by Type as at 30/09/20

	Cars			Vans	Motorcycles	4 x 4	Others	Total
	Marked	Unmarked	Total	Total	Total	Total	Total	
<b>Total</b>	180	170	350	15	20	3	4	392
January 2020		36	36	10	0	0	0	46
February 2020	13	13	26	2	0	1	0	29
March 2020	29	10	39	1	0	0	1	41
April 2020	25	25	50	0	0	0	0	50
May 2020	20	46	66	1	0	0	0	67
June 2020	27	4	31	0	0	0	2	33
July 2020	26	4	30	0	6	0	1	37
August 2020	34	12	46	0	2	0	0	48
September 2020	6	20	26	1	12	2	0	41

Following a full Fleet Category Review undertaken on August 9th 2019, 1 vehicle listed as 'Others' was reclassified as 'Vans' & 127 vehicles listed as 'Others' and 27 vehicles listed as '4x4' were reclassified as 'Cars'.

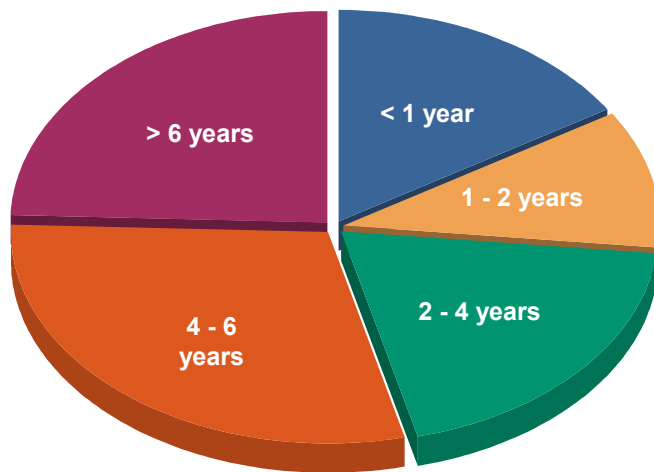
This Data is correct as of 30/09/20 and will be updated as of 31/10/2020



# Garda Fleet Management Report as at 30/09/20

## Strength of Garda Fleet, broken down by Age as at 30/09/20

	Cars	Vans	Motorcycles	4 x 4	Others	Total	% of Total
Total	2,280	495	134	83	54	3,046	100%
< 1 year	413	37	20	13	4	487	16%
1 - 2 years	284	30	0	2	10	326	11%
2 - 4 years	374	150	15	34	18	591	19%
4 - 6 years	670	152	56	9	14	901	30%
> 6 years	539	126	43	25	8	741	24%



< 1 year	487	16.0%
1 - 2 years	326	10.7%
2 - 4 years	591	19.4%
4 - 6 years	901	29.6%
> 6 years	741	24.3%
Total:	3,046	100.0%

Vehicle age is calculated from date of commission.

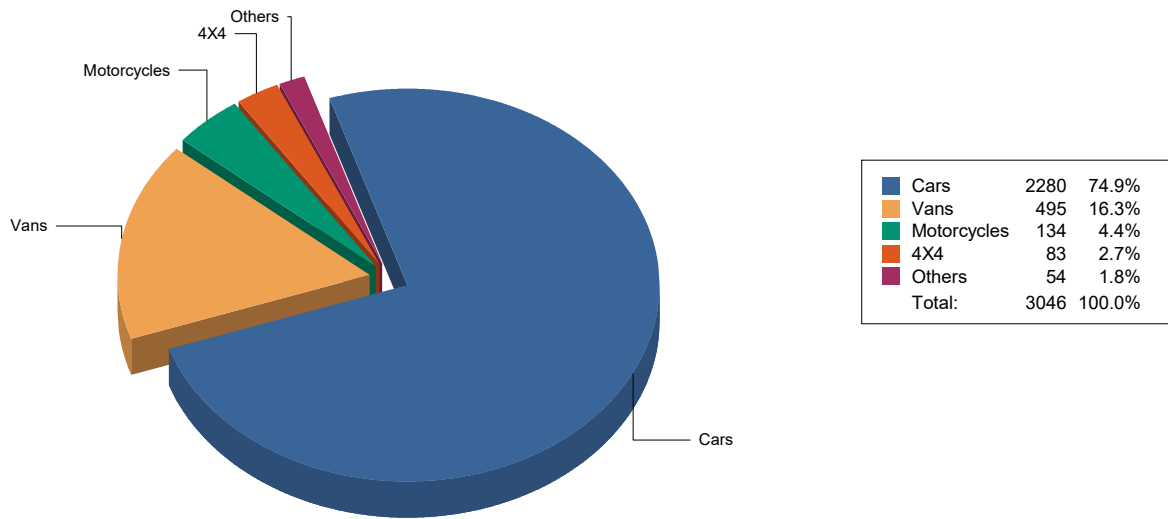
Following a full Fleet Category Review undertaken on August 9th 2019, 1 vehicle listed as 'Others' was reclassified as 'Vans' & 127 vehicles listed as 'Others' and 27 vehicles listed as '4x4' were reclassified as 'Cars'.

This Data is correct as of 30/09/20 and will be updated as of 31/10/2020

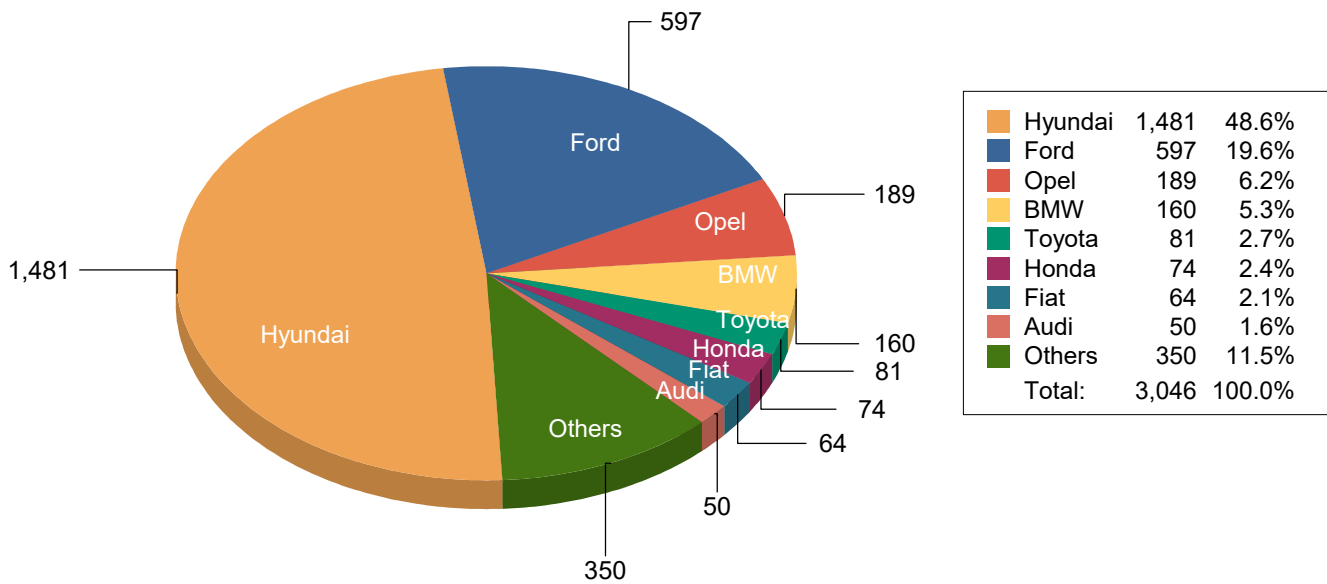


# Garda Fleet Management Report as at 30/09/20

## Strength of Garda Fleet, broken down by Type as at 30/09/20



## Strength of Garda Fleet, broken down by Make as at 30/09/20



Following a full Fleet Category Review undertaken on August 9th 2019, 1 vehicle listed as 'Others' was reclassified as 'Vans' & 127 vehicles listed as 'Others' and 27 vehicles listed as '4x4' were reclassified as 'Cars'.

This Data is correct as of 30/09/20 and will be updated as of 31/10/2020