



Garda Fleet Management Report as at 30/09/2019

Strength of Garda Fleet, broken down by Division & District as at 30/09/2019

Division / District	Cars			Vans	Motorcycles	4 x 4	Others	Total
	Marked	Unmarked	Total	Total	Total	Total	Total	
	800	1,230	2,030	488	118	73	53	
Total	800	1,230	2,030	488	118	73	53	2,762
BAILIEBORO	6	3	9	2	0	0	0	11
CARRICKMACROSS	4	3	7	2	0	1	0	10
CAVAN	12	4	16	4	1	0	0	21
MONAGHAN	5	5	10	6	1	0	0	17
CAVAN-MONAGHAN	27	15	42	14	2	1	0	59
ENNIS	13	13	26	10	2	0	0	38
KILRUSH	6	4	10	3	0	1	0	14
CLARE	19	17	36	13	2	1	0	52
ANGELSEA STREET	14	43	57	14	7	1	0	79
GURRANABRAHER	5	4	9	1	0	0	1	11
MAYFIELD	3	5	8	3	1	0	4	16
TOGHER	8	5	13	1	0	0	1	15
CORK CITY	30	57	87	19	8	1	6	121
FERMOY	9	3	12	3	0	0	0	15
MALLOW	7	5	12	4	0	0	0	16
MIDLETON	8	5	13	6	1	0	0	20
CORK NORTH	24	13	37	13	1	0	0	51
BANDON	9	7	16	6	1	0	1	24
BANTRY	4	2	6	3	0	0	0	9
CLONAKILTY	5	1	6	1	0	0	0	7
MACROOM	12	3	15	1	0	2	1	19
CORK WEST	30	13	43	11	1	2	2	59
BLACKROCK-W	13	9	22	1	0	1	0	24
DUNLAOGHAIRE-F	16	12	28	8	0	0	1	37
DMR EAST	29	21	50	9	0	1	1	61
BALBRIGGAN-Y	7	5	12	1	0	0	0	13
BALLYMUN	11	18	29	5	0	0	1	35
COOLOCK-R	7	15	22	3	0	0	0	25
RAHENY-J	9	9	18	3	0	0	0	21
DMR NORTH	34	47	81	12	0	0	1	94
BRIDEWELL	4	2	6	3	0	0	0	9
FITZGIBBON STREET	6	8	14	3	0	2	0	19
STORE STREET	11	16	27	5	0	1	1	34
DMR NORTH CENTRAL	21	26	47	11	0	3	1	62
CRUMLIN-G	9	16	25	10	0	0	0	35
TALLAGHT-M	11	12	23	5	0	1	0	29
TERENURE-P	6	7	13	2	0	1	0	16
DMR SOUTH	26	35	61	17	0	2	0	80
DONNYBROOK-E	5	9	14	6	0	0	0	20
KEVIN STREET-A	9	18	27	3	0	0	1	31
PEARSE STREET-B	4	8	12	4	0	0	0	16
DMR SOUTH CENTRAL	18	35	53	13	0	0	1	67
DMR TRAFFIC-DUBLIN CASTLE	13	7	20	1	47	4	0	72
DMR TRAFFIC	13	7	20	1	47	4	0	72
BLANCHARDSTOWN-K	18	21	39	6	0	0	1	46
CLONDALKIN-L	6	13	19	5	0	0	0	24
LUCAN-Q	6	9	15	2	0	0	5	22
DMR WEST	30	43	73	13	0	0	6	92
BALLYSHANNON	13	4	17	4	0	0	1	22
BUNCRANA	6	2	8	2	2	0	0	12
LETTERKENNY	10	8	18	6	1	0	0	25
MILFORD	4	1	5	2	0	1	0	8
DONEGAL	33	15	48	14	3	1	1	67
BALLINASLOE	4	2	6	1	0	0	0	7
CLIFDEN	3	1	4	2	0	0	0	6
GALWAY	15	16	31	13	4	1	1	50
LOUGHREA	7	2	9	3	0	0	0	12
SALTHILL	7	1	8	2	0	0	0	10
TUAM	8	3	11	2	2	0	0	15
GALWAY	44	25	69	23	6	1	1	100
KILLARNEY	6	4	10	3	0	0	0	13
LISTOWEL	7	1	8	2	0	0	0	10
TRALEE	12	9	21	6	3	1	1	32
KERRY	25	14	39	11	3	1	1	55

Following a full Fleet Category Review undertaken on August 9th 2019, 1 vehicle listed as 'Others' was reclassified as 'Vans' & 127 vehicles listed as 'Others' and 27 vehicles listed as '4x4' were reclassified as 'Cars'.



Garda Fleet Management Report as at 30/09/2019

KILDARE	11	7	18	5	0	0	0	23
LEIXLIP	5	5	10	2	0	0	0	12
NAAS	9	5	14	5	1	1	0	21
KILDARE	25	17	42	12	1	1	0	56
CARLOW	7	4	11	6	1	1	0	19
KILKENNY	17	14	31	7	0	1	1	40
THOMASTOWN	6	11	17	5	0	0	0	22
KILKENNY/CARLOW	30	29	59	18	1	2	1	81
BIRR	3	2	5	2	0	0	0	7
PORTLAOISE	11	10	21	7	2	1	2	33
TULLAMORE	7	4	11	4	0	0	0	15
LAOIS-OFFALY	21	16	37	13	2	1	2	55
BRUFF	3	1	4	2	0	0	0	6
HENRY STREET LIMERICK	17	22	39	10	3	1	0	53
NEWCASTLEWEST	10	2	12	2	0	0	0	14
ROXBORO ROAD	5	2	7	2	0	0	2	11
LIMERICK	35	27	62	16	3	1	2	84
ARDEE	2	2	4	3	0	0	0	7
DROGHEDA	7	4	11	1	2	1	1	16
DUNDALK	14	8	22	5	0	0	0	27
LOUTH	23	14	37	9	2	1	1	50
BALLINA	5	2	7	4	0	0	0	11
BELMULLET	1	0	1	1	0	0	0	2
CASTLEBAR	5	3	8	3	1	0	1	13
CLAREMORRIS	11	4	15	2	0	0	0	17
WESTPORT	4	1	5	2	0	0	0	7
MAYO	26	10	36	12	1	0	1	50
ASHBOURNE	7	7	14	5	1	1	0	21
KELLS	5	2	7	1	0	0	0	8
NAVAN	6	5	11	5	0	0	0	16
TRIM	7	2	9	1	0	0	0	10
MEATH	25	16	41	12	1	1	0	55
CASTLEREA	7	5	12	4	0	0	3	19
GRANARD	2	2	4	2	0	0	0	6
LONGFORD	8	6	14	2	1	0	0	17
ROSCOMMON	7	4	11	5	2	0	0	18
ROSCOMMON-LONGFORD	24	17	41	13	3	0	3	60
BALLYMOTE	5	1	6	2	0	0	0	8
LEITRIM	7	4	11	4	1	0	0	16
SLIGO	9	10	19	7	1	0	0	27
SLIGO-LEITRIM	21	15	36	13	2	0	0	51
CAHIR	12	3	15	2	0	0	0	17
CLONMEL	2	5	7	2	0	0	0	9
NENAGH	6	3	9	2	0	1	0	12
THURLES	6	8	14	5	2	1	0	22
TIPPERARY	3	1	4	2	0	0	0	6
TIPPERARY	29	20	49	13	2	2	0	66
DUNGARVAN	11	3	14	2	0	1	0	17
TRAMORE	5	3	8	1	1	0	0	10
WATERFORD	14	8	22	11	2	1	1	37
WATERFORD	30	14	44	14	3	2	1	64
ATHLONE	9	3	12	2	1	1	1	17
MULLINGAR	17	23	40	13	2	0	1	56
WESTMEATH	26	26	52	15	3	1	2	73
ENNISCORTHY	14	7	21	2	1	1	0	25
NEW ROSS	5	3	8	2	0	0	0	10
WEXFORD	10	8	18	7	0	1	0	26
WEXFORD	29	18	47	11	1	2	0	61
BALTINGLASS	7	3	10	2	0	1	0	13
BRAY	12	8	20	4	1	1	0	26
WICKLOW	7	6	13	4	0	3	1	21
WICKLOW	26	17	43	10	1	5	1	60
NATIONAL & HEADQUARTERS UNITS	27	591	618	113	19	36	18	804
NATIONAL & HEADQUARTERS UNITS	27	591	618	113	19	36	18	804

Following a full Fleet Category Review undertaken on August 9th 2019, 1 vehicle listed as 'Others' was reclassified as 'Vans' & 127 vehicles listed as 'Others' and 27 vehicles listed as '4x4' were reclassified as 'Cars'.



Garda Fleet Management Report as at 30/09/2019

Vehicles Removed from Fleet from 01/01/2019 to 30/09/2019 by Type as at 30/09/2019

	Cars			Vans	Motorcycles	4 x 4	Others	Total
	Marked	Unmarked	Total	Total	Total	Total	Total	
Total	95	109	204	22	11	7	5	249
January 2019	8	12	20	5	0	0	1	26
February 2019	11	14	25	4	0	4	0	33
March 2019	8	15	23	5	0	0	0	28
April 2019	14	20	34	3	5	0	0	42
May 2019	10	13	23	1	0	1	1	26
June 2019	12	13	25	2	4	0	0	31
July 2019	16	10	26	0	1	0	3	30
August 2019	10	8	18	1	0	0	0	19
September 2019	6	4	10	1	1	2	0	14

Vehicles Assigned to Fleet from 01/01/2019 to 30/09/2019 by Type as at 30/09/2019

	Cars			Vans	Motorcycles	4 x 4	Others	Total
	Marked	Unmarked	Total	Total	Total	Total	Total	
Total	66	151	217	20	0	1	8	246
January 2019	2	2	4	0	0	0	0	4
February 2019	1	24	25	5	0	0	1	31
March 2019	1	16	17	3	0	0	2	22
April 2019	13	12	25	2	0	0	0	27
May 2019	2	8	10	0	0	0	4	14
June 2019	1	28	29	2	0	0	1	32
July 2019	30	13	43	4	0	1	0	48
August 2019	1	32	33	0	0	0	0	33
September 2019	15	16	31	4	0	0	0	35

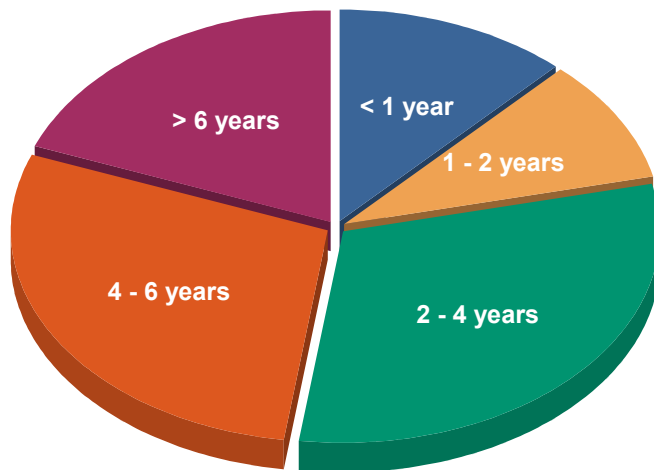
Following a full Fleet Category Review undertaken on August 9th 2019, 1 vehicle listed as 'Others' was reclassified as 'Vans' & 127 vehicles listed as 'Others' and 27 vehicles listed as '4x4' were reclassified as 'Cars'.



Garda Fleet Management Report as at 30/09/2019

Strength of Garda Fleet, broken down by Age as at 30/09/2019

	Cars	Vans	Motorcycles	4 x 4	Others	Total	% of Total
Total	2,030	488	118	73	53	2,762	100%
< 1 year	288	30	0	2	10	330	12%
1 - 2 years	135	90	12	20	5	262	9%
2 - 4 years	577	172	60	23	21	853	31%
4 - 6 years	695	63	20	0	8	786	28%
> 6 years	335	133	26	28	9	531	19%



< 1 year	330	11.9%
1 - 2 years	262	9.5%
2 - 4 years	853	30.9%
4 - 6 years	786	28.5%
> 6 years	531	19.2%
Total:	2,762	100.0%

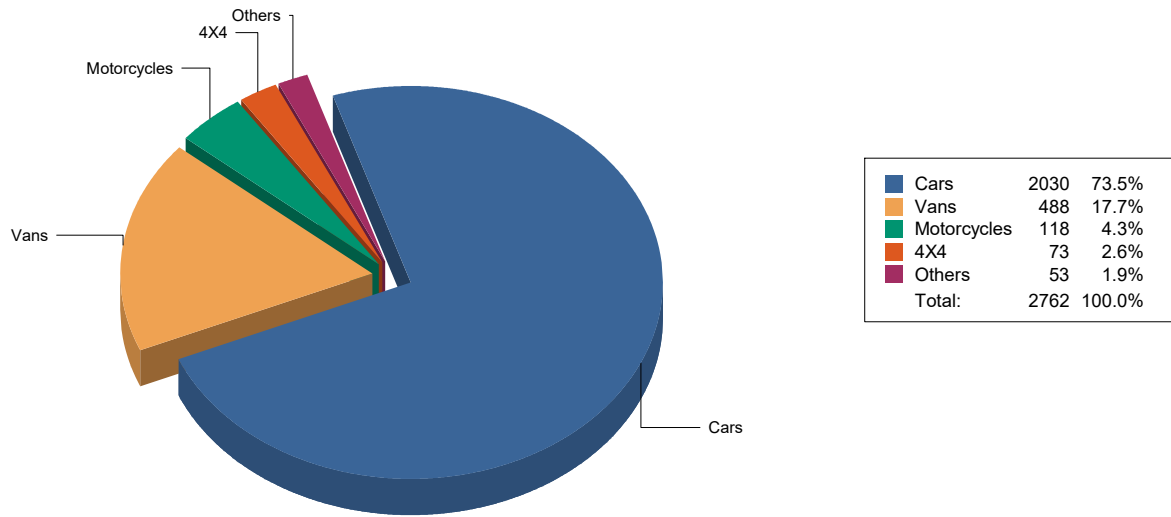
Vehicle age is calculated from date of commission.

Following a full Fleet Category Review undertaken on August 9th 2019, 1 vehicle listed as 'Others' was reclassified as 'Vans' & 127 vehicles listed as 'Others' and 27 vehicles listed as '4x4' were reclassified as 'Cars'.

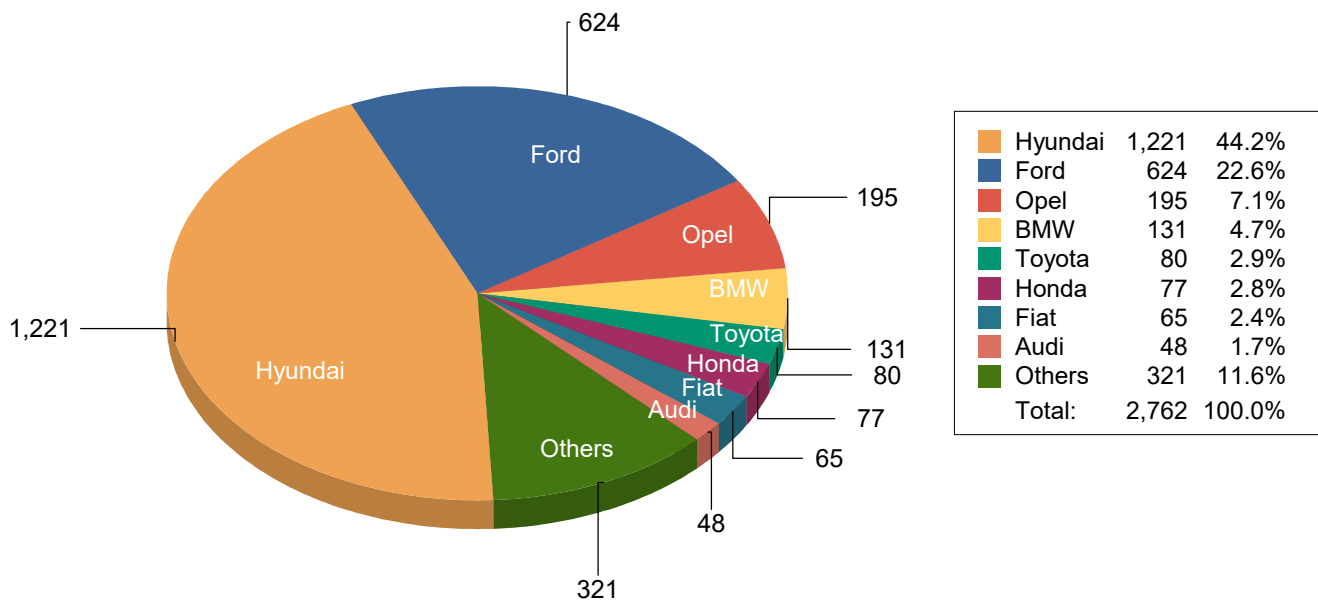


Garda Fleet Management Report as at 30/09/2019

Strength of Garda Fleet, broken down by Type as at 30/09/2019



Strength of Garda Fleet, broken down by Make as at 30/09/2019



This Data is correct as of 30/09/2019 and will be updated as of 31/10/2019

Following a full Fleet Category Review undertaken on August 9th 2019, 1 vehicle listed as 'Others' was reclassified as 'Vans' & 127 vehicles listed as 'Others' and 27 vehicles listed as '4x4' were reclassified as 'Cars'.