



# Garda Fleet Management Report as at 31/10/2024

## Strength of Garda Fleet, broken down by Division & District as at 31/10/2024

Division / District	Cars			Vans	Motorcycles	4 x 4	Others	Total
	Marked	Unmarked	Total	Total	Total	Total	Total	
	1,044	1,597	2,641	609	145	97	53	
<b>Total</b>	<b>1,044</b>	<b>1,597</b>	<b>2,641</b>	<b>609</b>	<b>145</b>	<b>97</b>	<b>53</b>	<b>3,545</b>
ANGELSEA STREET	15	45	60	15	0	1	1	77
GURRANABRAHER	13	8	21	3	7	1	1	33
MAYFIELD	7	6	13	4	1	0	3	21
TOGHER	14	7	21	4	1	0	1	27
<b>CORK CITY</b>	<b>49</b>	<b>66</b>	<b>115</b>	<b>26</b>	<b>9</b>	<b>2</b>	<b>6</b>	<b>158</b>
BLACKROCK-W	21	16	37	5	0	0	0	42
DUNLAOGHAIRE-F	16	12	28	12	0	0	1	41
<b>DMR EAST</b>	<b>37</b>	<b>28</b>	<b>65</b>	<b>17</b>	<b>0</b>	<b>0</b>	<b>1</b>	<b>83</b>
BALBRIGGAN-Y	6	5	11	2	0	0	0	13
BALLYMUN	13	21	34	8	0	1	1	44
COOLOCK-R	9	14	23	3	0	0	0	26
RAHENY-J	11	13	24	3	0	0	0	27
<b>DMR NORTH</b>	<b>39</b>	<b>53</b>	<b>92</b>	<b>16</b>	<b>0</b>	<b>1</b>	<b>1</b>	<b>110</b>
BRIDEWELL	7	3	10	2	0	0	0	12
FITZGIBBON STREET	12	11	23	6	0	1	0	30
STORE STREET	18	12	30	7	1	1	1	40
<b>DMR NORTH CENTRAL</b>	<b>37</b>	<b>26</b>	<b>63</b>	<b>15</b>	<b>1</b>	<b>2</b>	<b>1</b>	<b>82</b>
CRUMLIN-G	10	8	18	8	0	0	0	26
TALLAGHT-M	16	19	35	8	0	1	1	45
TERENURE-P	10	6	16	3	0	1	0	20
<b>DMR SOUTH</b>	<b>36</b>	<b>33</b>	<b>69</b>	<b>19</b>	<b>0</b>	<b>2</b>	<b>1</b>	<b>91</b>
DONNYBROOK-E	12	8	20	7	0	0	0	27
KEVIN STREET-A	11	19	30	8	0	0	2	40
PEARSE STREET-B	7	12	19	8	0	0	0	27
<b>DMR SOUTH CENTRAL</b>	<b>30</b>	<b>39</b>	<b>69</b>	<b>23</b>	<b>0</b>	<b>0</b>	<b>2</b>	<b>94</b>
DMR TRAFFIC-DUBLIN CASTLE	11	6	17	4	41	2	1	65
<b>DMR TRAFFIC</b>	<b>11</b>	<b>6</b>	<b>17</b>	<b>4</b>	<b>41</b>	<b>2</b>	<b>1</b>	<b>65</b>
BLANCHARDSTOWN-K	14	29	43	6	0	0	1	50
CLONDALKIN-L	15	12	27	6	0	0	0	33
LUCAN-Q	11	11	22	3	0	0	4	29
<b>DMR WEST</b>	<b>40</b>	<b>52</b>	<b>92</b>	<b>15</b>	<b>0</b>	<b>0</b>	<b>5</b>	<b>112</b>
BALLYSHANNON	10	5	15	2	1	2	1	21
BUNCRANA	5	3	8	1	1	2	0	12
LETTERKENNY	14	10	24	10	2	2	0	38
MILFORD	7	3	10	3	0	1	0	14
<b>DONEGAL</b>	<b>36</b>	<b>21</b>	<b>57</b>	<b>16</b>	<b>4</b>	<b>7</b>	<b>1</b>	<b>85</b>
BALLINASLOE	3	1	4	1	0	0	0	5
CLIFDEN	2	0	2	1	0	0	0	3
GALWAY	20	31	51	22	4	1	1	79
LOUGHREA	5	2	7	3	0	0	0	10
SALTHILL	6	1	7	1	0	1	0	9
TUAM	7	2	9	1	2	0	0	12
<b>GALWAY</b>	<b>43</b>	<b>37</b>	<b>80</b>	<b>29</b>	<b>6</b>	<b>2</b>	<b>1</b>	<b>118</b>
KILLARNEY	8	6	14	3	0	0	0	17
LISTOWEL	9	2	11	2	0	0	0	13
TRALEE	19	12	31	12	4	1	1	49
<b>KERRY</b>	<b>36</b>	<b>20</b>	<b>56</b>	<b>17</b>	<b>4</b>	<b>1</b>	<b>1</b>	<b>79</b>
KILDARE	12	9	21	5	1	0	0	27
LEIXLIP	6	10	16	2	0	0	0	18
NAAS	13	9	22	8	1	1	1	33
<b>KILDARE</b>	<b>31</b>	<b>28</b>	<b>59</b>	<b>15</b>	<b>2</b>	<b>1</b>	<b>1</b>	<b>78</b>
CARLOW	16	2	18	4	1	0	0	23
KILKENNY	10	20	30	6	1	1	1	39
THOMASTOWN	7	11	18	8	0	0	0	26
<b>KILKENNY/CARLOW</b>	<b>33</b>	<b>33</b>	<b>66</b>	<b>18</b>	<b>2</b>	<b>1</b>	<b>1</b>	<b>88</b>
BIRR	5	1	6	3	0	0	0	9
PORTLAOISE	18	14	32	12	3	1	2	50
TULLAMORE	9	3	12	5	1	0	0	18
<b>LAOIS-OFFALY</b>	<b>32</b>	<b>18</b>	<b>50</b>	<b>20</b>	<b>4</b>	<b>1</b>	<b>2</b>	<b>77</b>

Following a full Fleet Category Review undertaken on August 9th 2019, 1 vehicle listed as 'Others' was reclassified as 'Vans' & 127 vehicles listed as 'Others' and 27 vehicles listed as '4x4' were reclassified as 'Cars'.

This Data is correct as of 31/10/2024 and will be updated as of 30/11/2024



## Garda Fleet Management Report as at 31/10/2024

BRUFF	5	2	7	3	0	0	0	10
HENRY STREET LIMERICK	28	35	63	16	5	1	0	85
NEWCASTLEWEST	10	2	12	2	0	0	0	14
ROXBORO ROAD	8	3	11	2	0	0	1	14
<b>LIMERICK</b>	<b>51</b>	<b>42</b>	<b>93</b>	<b>23</b>	<b>5</b>	<b>1</b>	<b>1</b>	<b>123</b>
BALLYMOTE	8	1	9	2	1	1	0	13
LEITRIM	11	5	16	4	0	2	0	22
SLIGO	11	10	21	7	1	0	0	29
<b>SLIGO-LEITRIM</b>	<b>30</b>	<b>16</b>	<b>46</b>	<b>13</b>	<b>2</b>	<b>3</b>	<b>0</b>	<b>64</b>
DUNGARVAN	8	3	11	2	0	1	0	14
TRAMORE	6	3	9	2	1	1	0	13
WATERFORD	18	13	31	12	2	1	1	47
<b>WATERFORD</b>	<b>32</b>	<b>19</b>	<b>51</b>	<b>16</b>	<b>3</b>	<b>3</b>	<b>1</b>	<b>74</b>
NATIONAL & HEADQUARTERS UNITS	47	805	852	153	32	40	16	1,093
<b>NATIONAL &amp; HEADQUARTERS UNITS</b>	<b>47</b>	<b>805</b>	<b>852</b>	<b>153</b>	<b>32</b>	<b>40</b>	<b>16</b>	<b>1,093</b>
CAHIR	12	3	15	1	2	1	0	19
CLONMEL	3	3	6	3	0	0	0	9
ENNIS	15	10	25	9	2	0	0	36
KILRUSH	8	4	12	2	0	1	0	15
NENAGH	5	3	8	1	0	0	0	9
THURLES	9	9	18	10	2	1	0	31
TIPPERARY	3	4	7	2	0	0	1	10
<b>CLARE/TIPPERARY</b>	<b>55</b>	<b>36</b>	<b>91</b>	<b>28</b>	<b>6</b>	<b>3</b>	<b>1</b>	<b>129</b>
BANDON	11	11	22	7	1	0	1	31
BANTRY	5	2	7	2	0	1	0	10
CLONAKILTY	8	3	11	2	0	0	0	13
FERMOY	10	10	20	5	2	0	0	27
MACROOM	12	6	18	1	0	1	1	21
MALLOW	10	7	17	3	1	0	0	21
MIDLETON	10	6	16	6	1	0	1	24
<b>CORK COUNTY</b>	<b>66</b>	<b>45</b>	<b>111</b>	<b>26</b>	<b>5</b>	<b>2</b>	<b>3</b>	<b>147</b>
ARDEE	8	4	12	4	0	0	0	16
BAILIEBORO	5	7	12	1	0	0	0	13
CARRICKMACROSS	6	2	8	3	0	3	0	14
CAVAN	13	3	16	2	1	2	0	21
DROGHEDA	11	10	21	4	2	1	1	29
DUNDALK	19	12	31	6	0	2	0	39
MONAGHAN	9	13	22	10	2	2	0	36
<b>LOUTH/CAVAN/MONAGHAN</b>	<b>71</b>	<b>51</b>	<b>122</b>	<b>30</b>	<b>5</b>	<b>10</b>	<b>1</b>	<b>168</b>
BALLINA	7	3	10	3	0	0	0	13
BELMULLET	2	0	2	1	0	1	0	4
CASTLEBAR	4	6	10	3	2	0	1	16
CASTLEREA	8	3	11	4	0	1	2	18
CLAREMORRIS	24	7	31	2	0	0	0	33
GRANARD	3	2	5	2	0	0	0	7
LONGFORD	8	4	12	2	1	0	0	15
ROSCOMMON	6	9	15	6	2	0	0	23
WESTPORT	4	2	6	4	0	0	0	10
<b>MAYO/ROSCOMMON/LONGFORD</b>	<b>66</b>	<b>36</b>	<b>102</b>	<b>27</b>	<b>5</b>	<b>2</b>	<b>3</b>	<b>139</b>
ASHBOURNE	15	7	22	3	2	1	0	28
ATHLONE	15	7	22	2	2	1	0	27
KELLS	7	2	9	1	0	0	0	10
MULLINGAR	19	18	37	8	0	1	1	47
NAVAN	11	8	19	7	0	0	0	26
TRIM	7	2	9	2	0	0	0	11
<b>MEATH/WESTMEATH</b>	<b>74</b>	<b>44</b>	<b>118</b>	<b>23</b>	<b>4</b>	<b>3</b>	<b>1</b>	<b>149</b>
BALTINGLASS	8	5	13	3	1	1	0	18
BRAY	12	7	19	4	1	1	0	25
ENNISCORTHY	12	7	19	2	1	1	0	23
NEW ROSS	7	4	11	2	0	0	0	13
WEXFORD	15	12	27	5	2	1	0	35
WICKLOW	8	8	16	4	0	4	1	25
<b>WEXFORD/WICKLOW</b>	<b>62</b>	<b>43</b>	<b>105</b>	<b>20</b>	<b>5</b>	<b>8</b>	<b>1</b>	<b>139</b>

Following a full Fleet Category Review undertaken on August 9th 2019, 1 vehicle listed as 'Others' was reclassified as 'Vans' & 127 vehicles listed as 'Others' and 27 vehicles listed as '4x4' were reclassified as 'Cars'.

This Data is correct as of 31/10/2024 and will be updated as of 30/11/2024



## Garda Fleet Management Report as at 31/10/2024

### Vehicles Removed from Fleet from 01/01/2024 to 31/10/2024 by Type as at 31/10/2024

	Cars			Vans	Motorcycles	4 x 4	Others	Total
	Marked	Unmarked	Total	Total	Total	Total	Total	
<b>Total</b>	111	85	196	11	14	6	3	230
April 2024	15	15	30	1	1	1	1	34
May 2024	5	8	13	3	2	2	0	20
June 2024	14	11	25	0	5	0	0	30
July 2024	23	19	42	2	6	1	0	51
August 2024	12	3	15	1	0	0	2	18
September 2024	17	13	30	3	0	1	0	34
October 2024	25	16	41	1	0	1	0	43

### Vehicles Assigned to Fleet from 01/01/2024 to 31/10/2024 by Type as at 31/10/2024

	Cars			Vans	Motorcycles	4 x 4	Others	Total
	Marked	Unmarked	Total	Total	Total	Total	Total	
<b>Total</b>	132	104	236	91	23	2	3	355
January 2024	3	5	8	13	0	2	0	23
February 2024	4	11	15	15	1	0	0	31
March 2024	18	13	31	5	3	0	0	39
April 2024	21	12	33	4	0	0	0	37
May 2024	15	7	22	13	0	0	0	35
June 2024	8	7	15	14	0	0	0	29
July 2024	6	12	18	18	2	0	0	38
August 2024	24	1	25	6	7	0	2	40
September 2024	7	6	13	2	0	0	0	15
October 2024	26	30	56	1	10	0	1	68

Following a full Fleet Category Review undertaken on August 9th 2019, 1 vehicle listed as 'Others' was reclassified as 'Vans' & 127 vehicles listed as 'Others' and 27 vehicles listed as '4x4' were reclassified as 'Cars'.

This Data is correct as of 31/10/2024 and will be updated as of 30/11/2024

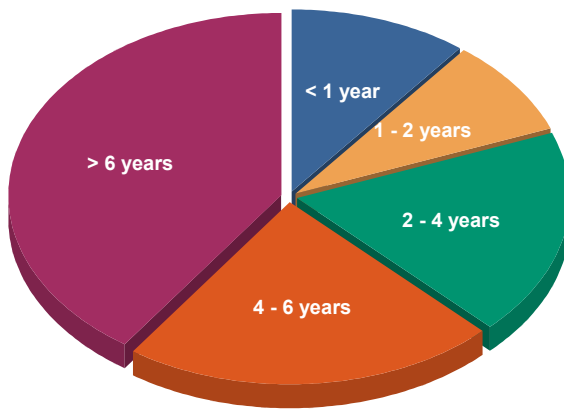


# Garda Fleet Management Report as at 31/10/2024

## Strength of Garda Fleet, broken down by Age as at 31/10/2024

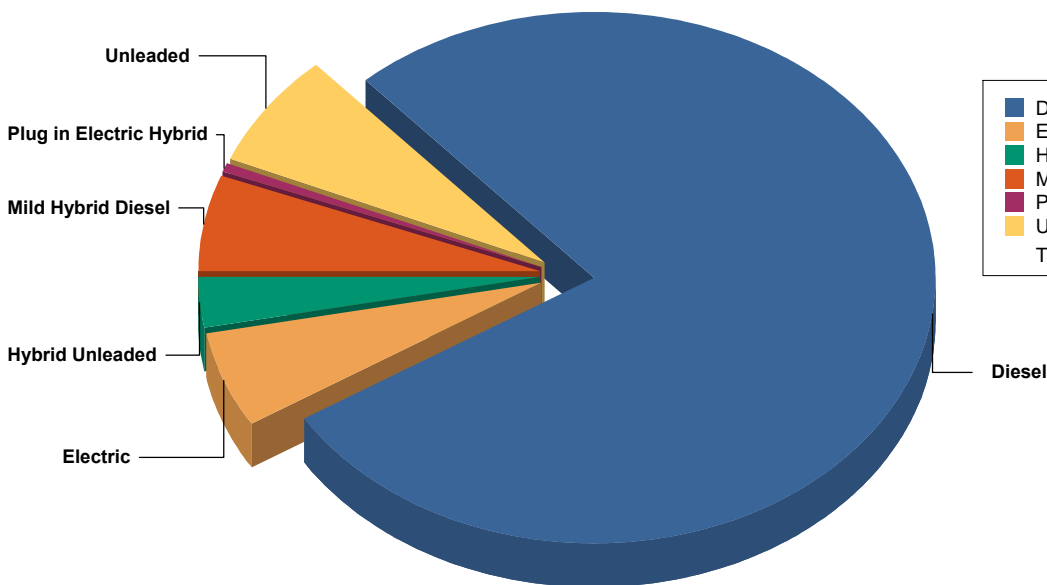
	Cars	Vans	Motorcycles	4 x 4	Others	Total	% of Total
Total	2,641	609	145	97	53	3,545	100%
< 1 year	249	95	23	2	3	372	10%
1 - 2 years	271	25	11	3		310	9%
2 - 4 years	532	88	7	20	1	648	18%
4 - 6 years	678	63	20	18	13	792	22%
> 6 years	911	338	84	54	36	1,423	40%

Vehicle age is calculated from date of commission.



< 1 year	372	10.5%
1 - 2 years	310	8.7%
2 - 4 years	648	18.3%
4 - 6 years	792	22.3%
> 6 years	1,423	40.1%
Total:	3,545	100.0%

## Strength of Garda Fleet, broken down by Fuel Type as at 31/10/2024



Diesel	2754	77.7%
Electric	212	6.0%
Hybrid Unleaded	103	2.9%
Mild Hybrid Diesel	207	5.8%
Plug in Electric Hybrid	21	0.6%
Unleaded	248	7.0%
Total:	3545	100.0%

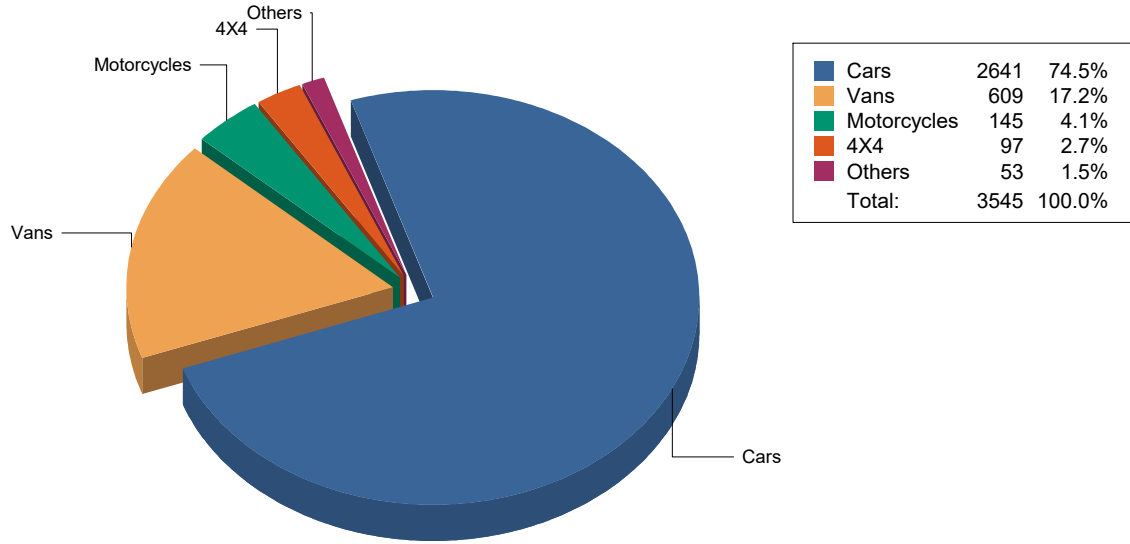
Following a full Fleet Category Review undertaken on August 9th 2019, 1 vehicle listed as 'Others' was reclassified as 'Vans' & 127 vehicles listed as 'Others' and 27 vehicles listed as '4x4' were reclassified as 'Cars'.

This Data is correct as of 31/10/2024 and will be updated as of 30/11/2024

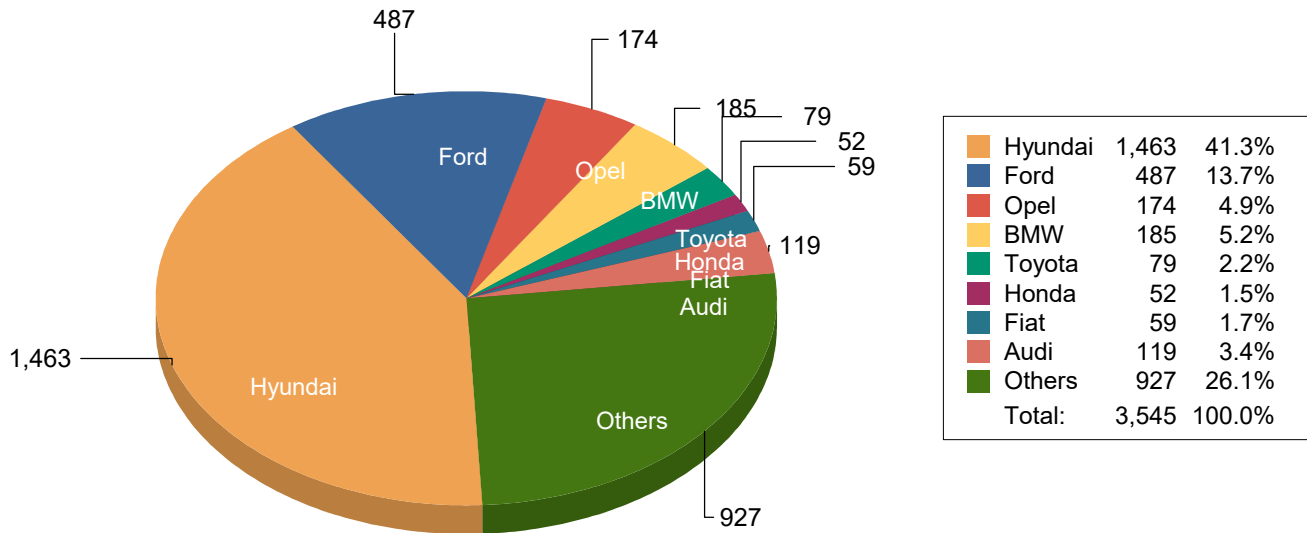


# Garda Fleet Management Report as at 31/10/2024

## Strength of Garda Fleet, broken down by Type as at 31/10/2024



## Strength of Garda Fleet, broken down by Make as at 31/10/2024



Following a full Fleet Category Review undertaken on August 9th 2019, 1 vehicle listed as 'Others' was reclassified as 'Vans' & 127 vehicles listed as 'Others' and 27 vehicles listed as '4x4' were reclassified as 'Cars'.

This Data is correct as of 31/10/2024 and will be updated as of 30/11/2024