



## Joint Resources Working Group as at 30/11/2024

### Strength of Garda Fleet, broken down by Division & District as at 30/11/2024

Division / District	Cars			Vans	Motorcycles	4 x 4	Others	Total
	Marked	Unmarked	Total	Total	Total	Total	Total	
	1,035	1,600	2,635	610	160	97	53	
<b>Total</b>	<b>1,035</b>	<b>1,600</b>	<b>2,635</b>	<b>610</b>	<b>160</b>	<b>97</b>	<b>53</b>	<b>3,555</b>
ANGELSEA STREET	15	44	59	15	0	1	1	76
GURRANABRAHER	14	8	22	3	10	1	1	37
MAYFIELD	7	6	13	4	1	0	3	21
TOGHER	14	8	22	4	1	0	1	28
<b>CORK CITY</b>	<b>50</b>	<b>66</b>	<b>116</b>	<b>26</b>	<b>12</b>	<b>2</b>	<b>6</b>	<b>162</b>
BLACKROCK-W	21	17	38	5	0	1	0	44
DUNLAOGHAIRE-F	16	12	28	12	0	0	1	41
<b>DMR EAST</b>	<b>37</b>	<b>29</b>	<b>66</b>	<b>17</b>	<b>0</b>	<b>1</b>	<b>1</b>	<b>85</b>
BALBRIGGAN-Y	6	5	11	2	0	0	0	13
BALLYMUN	13	21	34	6	0	1	1	42
COOLOCK-R	8	14	22	3	0	0	0	25
RAHENY-J	11	13	24	3	0	0	0	27
<b>DMR NORTH</b>	<b>38</b>	<b>53</b>	<b>91</b>	<b>14</b>	<b>0</b>	<b>1</b>	<b>1</b>	<b>107</b>
BRIDEWELL	8	3	11	2	0	0	0	13
FITZGIBBON STREET	13	11	24	6	0	1	0	31
STORE STREET	17	12	29	7	1	1	1	39
<b>DMR NORTH CENTRAL</b>	<b>38</b>	<b>26</b>	<b>64</b>	<b>15</b>	<b>1</b>	<b>2</b>	<b>1</b>	<b>83</b>
CRUMLIN-G	10	8	18	8	0	0	0	26
TALLAGHT-M	16	19	35	8	0	1	1	45
TERENURE-P	9	6	15	3	0	1	0	19
<b>DMR SOUTH</b>	<b>35</b>	<b>33</b>	<b>68</b>	<b>19</b>	<b>0</b>	<b>2</b>	<b>1</b>	<b>90</b>
DONNYBROOK-E	12	8	20	7	0	0	0	27
KEVIN STREET-A	11	19	30	8	0	0	2	40
PEARSE STREET-B	7	12	19	8	0	0	0	27
<b>DMR SOUTH CENTRAL</b>	<b>30</b>	<b>39</b>	<b>69</b>	<b>23</b>	<b>0</b>	<b>0</b>	<b>2</b>	<b>94</b>
DMR TRAFFIC-DUBLIN CASTLE	12	6	18	4	49	2	1	74
<b>DMR TRAFFIC</b>	<b>12</b>	<b>6</b>	<b>18</b>	<b>4</b>	<b>49</b>	<b>2</b>	<b>1</b>	<b>74</b>
BLANCHARDSTOWN-K	14	30	44	6	0	0	1	51
CLONDALKIN-L	15	12	27	6	0	0	0	33
LUCAN-Q	11	11	22	3	0	0	4	29
<b>DMR WEST</b>	<b>40</b>	<b>53</b>	<b>93</b>	<b>15</b>	<b>0</b>	<b>0</b>	<b>5</b>	<b>113</b>
BALLYSHANNON	10	5	15	2	1	2	1	21
BUNCRANA	5	3	8	1	1	2	0	12
LETTERKENNY	14	10	24	10	2	2	0	38
MILFORD	6	3	9	3	0	1	0	13
<b>DONEGAL</b>	<b>35</b>	<b>21</b>	<b>56</b>	<b>16</b>	<b>4</b>	<b>7</b>	<b>1</b>	<b>84</b>
BALLINASLOE	3	1	4	1	0	0	0	5
CLIFDEN	2	0	2	1	0	0	0	3
GALWAY	20	31	51	22	5	1	1	80
LOUGHREA	5	2	7	3	0	0	0	10
SALTHILL	6	1	7	1	0	1	0	9
TUAM	7	2	9	1	2	0	0	12
<b>GALWAY</b>	<b>43</b>	<b>37</b>	<b>80</b>	<b>29</b>	<b>7</b>	<b>2</b>	<b>1</b>	<b>119</b>
KILLARNEY	8	6	14	3	0	0	0	17
LISTOWEL	9	2	11	2	0	0	0	13
TRALEE	19	12	31	12	4	1	1	49
<b>KERRY</b>	<b>36</b>	<b>20</b>	<b>56</b>	<b>17</b>	<b>4</b>	<b>1</b>	<b>1</b>	<b>79</b>
KILDARE	11	9	20	5	1	0	0	26
LEIXLIP	6	10	16	2	0	0	0	18
NAAS	13	9	22	8	1	1	1	33
<b>KILDARE</b>	<b>30</b>	<b>28</b>	<b>58</b>	<b>15</b>	<b>2</b>	<b>1</b>	<b>1</b>	<b>77</b>
CARLOW	16	1	17	4	1	0	0	22
KILKENNY	10	20	30	6	1	1	1	39
THOMASTOWN	7	11	18	8	0	0	0	26
<b>KILKENNY/CARLOW</b>	<b>33</b>	<b>32</b>	<b>65</b>	<b>18</b>	<b>2</b>	<b>1</b>	<b>1</b>	<b>87</b>
BIRR	5	1	6	3	0	0	0	9
PORTLAOISE	18	14	32	12	4	1	2	51
TULLAMORE	9	3	12	5	1	0	0	18
<b>LAOIS-OFFALY</b>	<b>32</b>	<b>18</b>	<b>50</b>	<b>20</b>	<b>5</b>	<b>1</b>	<b>2</b>	<b>78</b>

Following a full Fleet Category Review undertaken on August 9th 2019, 1 vehicle listed as 'Others' was reclassified as 'Vans' & 127 vehicles listed as 'Others' and 27 vehicles listed as '4x4' were reclassified as 'Cars'.

This Data is correct as of 30/11/2024 and will be updated as of 01/12/2024



## Joint Resources Working Group as at 30/11/2024

BRUFF	5	2	7	3	0	0	0	10
HENRY STREET LIMERICK	28	36	64	15	6	1	0	86
NEWCASTLEWEST	11	2	13	2	0	0	0	15
ROXBORO ROAD	8	4	12	3	0	0	1	16
<b>LIMERICK</b>	<b>52</b>	<b>44</b>	<b>96</b>	<b>23</b>	<b>6</b>	<b>1</b>	<b>1</b>	<b>127</b>
BALLYMOTE	8	1	9	2	1	1	0	13
LEITRIM	10	5	15	4	0	2	0	21
SLIGO	11	9	20	7	1	0	0	28
<b>SLIGO-LEITRIM</b>	<b>29</b>	<b>15</b>	<b>44</b>	<b>13</b>	<b>2</b>	<b>3</b>	<b>0</b>	<b>62</b>
DUNGARVAN	8	3	11	2	0	1	0	14
TRAMORE	6	3	9	2	1	1	0	13
WATERFORD	18	14	32	12	2	1	1	48
<b>WATERFORD</b>	<b>32</b>	<b>20</b>	<b>52</b>	<b>16</b>	<b>3</b>	<b>3</b>	<b>1</b>	<b>75</b>
NATIONAL & HEADQUARTERS UNITS	41	804	845	155	32	40	16	1,088
<b>NATIONAL &amp; HEADQUARTERS UNITS</b>	<b>41</b>	<b>804</b>	<b>845</b>	<b>155</b>	<b>32</b>	<b>40</b>	<b>16</b>	<b>1,088</b>
CAHIR	12	3	15	1	2	1	0	19
CLONMEL	3	4	7	3	0	0	0	10
ENNIS	14	10	24	9	2	0	0	35
KILRUSH	8	4	12	2	0	1	0	15
NENAGH	6	3	9	1	0	0	0	10
THURLES	9	9	18	10	2	1	0	31
TIPPERARY	3	4	7	2	0	0	1	10
<b>CLARE/TIPPERARY</b>	<b>55</b>	<b>37</b>	<b>92</b>	<b>28</b>	<b>6</b>	<b>3</b>	<b>1</b>	<b>130</b>
BANDON	11	11	22	7	1	0	1	31
BANTRY	5	2	7	2	0	1	0	10
CLONAKILTY	8	3	11	2	0	0	0	13
FERMOY	10	10	20	5	2	0	0	27
MACROOM	12	6	18	1	0	1	1	21
MALLOW	10	7	17	3	1	0	0	21
MIDLETON	10	6	16	6	1	0	1	24
<b>CORK COUNTY</b>	<b>66</b>	<b>45</b>	<b>111</b>	<b>26</b>	<b>5</b>	<b>2</b>	<b>3</b>	<b>147</b>
ARDEE	8	4	12	4	0	0	0	16
BAILIEBORO	6	7	13	1	0	0	0	14
CARRICKMACROSS	5	2	7	3	0	3	0	13
CAVAN	15	3	18	2	1	1	0	22
DROGHEDA	11	11	22	4	2	1	1	30
DUNDALK	20	12	32	6	0	2	0	40
MONAGHAN	9	13	22	10	2	2	0	36
<b>LOUTH/CAVAN/MONAGHAN</b>	<b>74</b>	<b>52</b>	<b>126</b>	<b>30</b>	<b>5</b>	<b>9</b>	<b>1</b>	<b>171</b>
BALLINA	7	3	10	3	0	0	0	13
BELMULLET	2	0	2	1	0	1	0	4
CASTLEBAR	4	7	11	3	2	0	1	17
CASTLEREA	7	3	10	4	0	1	2	17
CLAREMORRIS	23	7	30	2	0	0	0	32
GRANARD	3	2	5	2	0	0	0	7
LONGFORD	8	4	12	2	1	0	0	15
ROSCOMMON	6	9	15	6	2	0	0	23
WESTPORT	4	2	6	4	0	0	0	10
<b>MAYO/ROSCOMMON/LONGFORD</b>	<b>64</b>	<b>37</b>	<b>101</b>	<b>27</b>	<b>5</b>	<b>2</b>	<b>3</b>	<b>138</b>
ASHBOURNE	15	7	22	3	2	1	0	28
ATHLONE	15	7	22	2	2	1	0	27
KELLS	7	2	9	1	0	0	0	10
MULLINGAR	19	18	37	8	0	1	1	47
NAVAN	11	8	19	7	0	0	0	26
TRIM	7	2	9	2	0	0	0	11
<b>MEATH/WESTMEATH</b>	<b>74</b>	<b>44</b>	<b>118</b>	<b>23</b>	<b>4</b>	<b>3</b>	<b>1</b>	<b>149</b>
BALTINGLASS	8	5	13	3	1	1	0	18
BRAY	12	7	19	5	1	1	0	26
ENNISCORTHY	10	7	17	2	1	1	0	21
NEW ROSS	7	4	11	2	0	0	0	13
WEXFORD	14	11	25	5	3	1	0	34
WICKLOW	8	7	15	4	0	4	1	24
<b>WEXFORD/WICKLOW</b>	<b>59</b>	<b>41</b>	<b>100</b>	<b>21</b>	<b>6</b>	<b>8</b>	<b>1</b>	<b>136</b>

Following a full Fleet Category Review undertaken on August 9th 2019, 1 vehicle listed as 'Others' was reclassified as 'Vans' & 127 vehicles listed as 'Others' and 27 vehicles listed as '4x4' were reclassified as 'Cars'.

This Data is correct as of 30/11/2024 and will be updated as of 01/12/2024



## Joint Resources Working Group as at 30/11/2024

### Vehicles Removed from Fleet from 01/01/2024 to 30/11/2024 by Type as at 30/11/2024

	Cars			Vans	Motorcycles	4 x 4	Others	Total
	Marked	Unmarked	Total	Total	Total	Total	Total	
<b>Total</b>	123	90	213	11	14	6	3	247
April 2024	15	15	30	1	1	1	1	34
May 2024	5	8	13	3	2	2	0	20
June 2024	14	11	25	0	5	0	0	30
July 2024	23	19	42	2	6	1	0	51
August 2024	12	3	15	1	0	0	2	18
September 2024	17	13	30	3	0	1	0	34
October 2024	25	16	41	1	0	1	0	43
November 2024	12	5	17	0	0	0	0	17

### Vehicles Assigned to Fleet from 01/01/2024 to 30/11/2024 by Type as at 30/11/2024

	Cars			Vans	Motorcycles	4 x 4	Others	Total
	Marked	Unmarked	Total	Total	Total	Total	Total	
<b>Total</b>	135	112	247	92	38	2	3	382
January 2024	3	5	8	13	0	2	0	23
February 2024	4	11	15	15	1	0	0	31
March 2024	18	13	31	5	3	0	0	39
April 2024	21	12	33	4	0	0	0	37
May 2024	15	7	22	13	0	0	0	35
June 2024	8	7	15	14	0	0	0	29
July 2024	6	12	18	18	2	0	0	38
August 2024	24	1	25	6	7	0	2	40
September 2024	7	6	13	2	0	0	0	15
October 2024	26	30	56	1	10	0	1	68
November 2024	3	8	11	1	15	0	0	27

Following a full Fleet Category Review undertaken on August 9th 2019, 1 vehicle listed as 'Others' was reclassified as 'Vans' & 127 vehicles listed as 'Others' and 27 vehicles listed as '4x4' were reclassified as 'Cars'.

This Data is correct as of 30/11/2024 and will be updated as of 01/12/2024

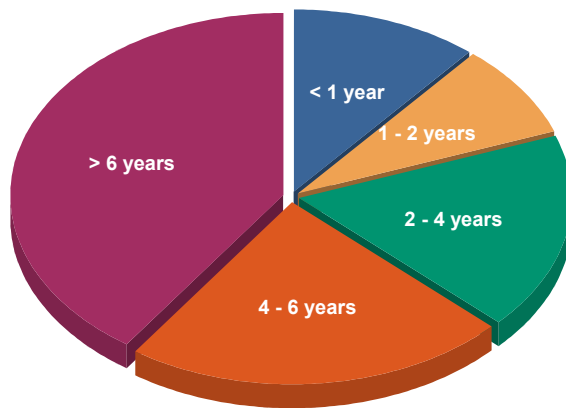


## Joint Resources Working Group as at 30/11/2024

### Strength of Garda Fleet, broken down by Age as at 30/11/2024

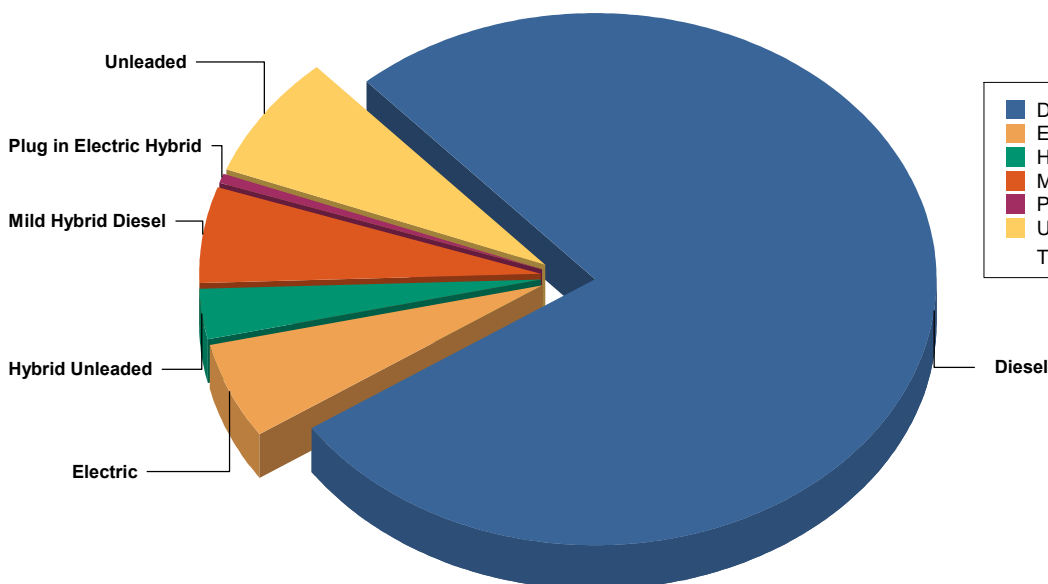
	Cars	Vans	Motorcycles	4 x 4	Others	Total	% of Total
Total	2,635	610	160	97	53	3,555	100%
< 1 year	255	94	38	2	3	392	11%
1 - 2 years	260	26	11	3		300	8%
2 - 4 years	519	81	3	19	1	623	18%
4 - 6 years	687	67	24	19	12	809	23%
> 6 years	914	342	84	54	37	1,431	40%

Vehicle age is calculated from date of commission.



< 1 year	392	11.0%
1 - 2 years	300	8.4%
2 - 4 years	623	17.5%
4 - 6 years	809	22.8%
> 6 years	1,431	40.3%
<b>Total:</b>	<b>3,555</b>	<b>100.0%</b>

### Strength of Garda Fleet, broken down by Fuel Type as at 30/11/2024



Diesel	2741	77.1%
Electric	215	6.0%
Hybrid Unleaded	103	2.9%
Mild Hybrid Diesel	212	6.0%
Plug in Electric Hybrid	21	0.6%
Unleaded	263	7.4%
<b>Total:</b>	<b>3555</b>	<b>100.0%</b>

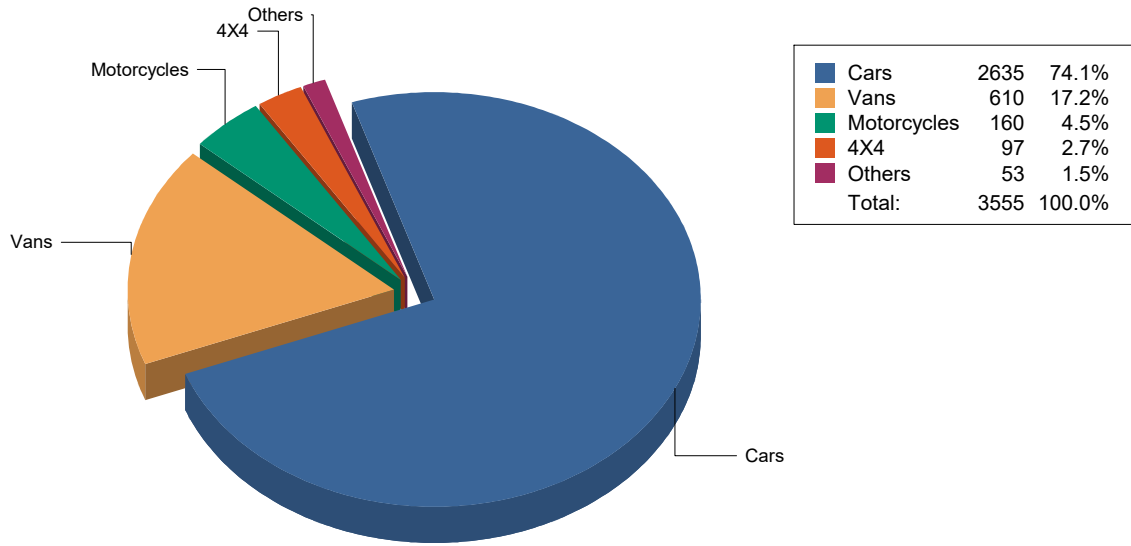
Following a full Fleet Category Review undertaken on August 9th 2019, 1 vehicle listed as 'Others' was reclassified as 'Vans' & 127 vehicles listed as 'Others' and 27 vehicles listed as '4x4' were reclassified as 'Cars'.

This Data is correct as of 30/11/2024 and will be updated as of 01/12/2024

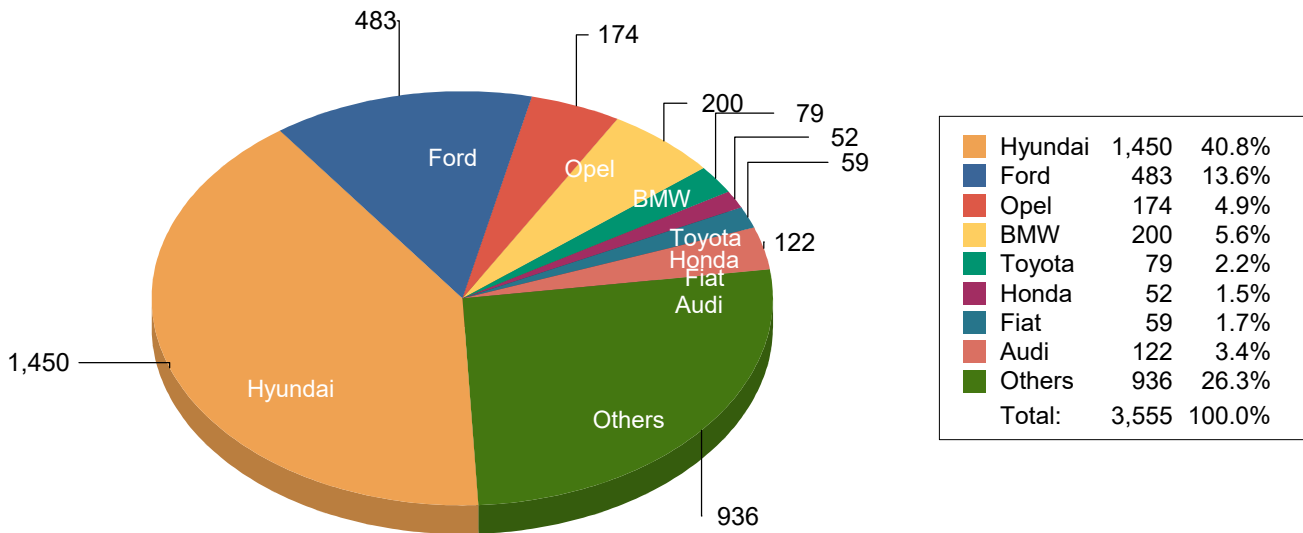


# Joint Resources Working Group as at 30/11/2024

## Strength of Garda Fleet, broken down by Type as at 30/11/2024



## Strength of Garda Fleet, broken down by Make as at 30/11/2024



Following a full Fleet Category Review undertaken on August 9th 2019, 1 vehicle listed as 'Others' was reclassified as 'Vans' & 127 vehicles listed as 'Others' and 27 vehicles listed as '4x4' were reclassified as 'Cars'.

This Data is correct as of 30/11/2024 and will be updated as of 01/12/2024