



Garda Fleet Management Report as at 31/05/2024

Strength of Garda Fleet, broken down by Division & District as at 31/05/2024

Division / District	Cars			Vans	Motorcycles	4 x 4	Others	Total
	Marked	Unmarked	Total	Total	Total	Total	Total	
	1,063	1,604	2,667	575	137	100	52	
Total	1,063	1,604	2,667	575	137	100	52	3,531
ANGELSEA STREET	14	45	59	14	0	1	1	75
GURRANABRAHER	15	8	23	3	7	1	1	35
MAYFIELD	7	6	13	3	1	0	3	20
TOGHER	14	8	22	4	1	0	1	28
CORK CITY	50	67	117	24	9	2	6	158
BLACKROCK-W	21	17	38	5	1	1	0	45
DUNLAOGHAIRE-F	15	12	27	12	0	0	1	40
DMR EAST	36	29	65	17	1	1	1	85
BALBRIGGAN-Y	7	8	15	2	0	0	0	17
BALLYMUN	13	21	34	8	0	1	1	44
COOLOCK-R	10	14	24	3	0	0	0	27
RAHENY-J	10	15	25	3	0	0	0	28
DMR NORTH	40	58	98	16	0	1	1	116
BRIDEWELL	7	3	10	2	0	0	0	12
FITZGIBBON STREET	12	13	25	5	0	2	0	32
STORE STREET	18	14	32	7	0	1	1	41
DMR NORTH CENTRAL	37	30	67	14	0	3	1	85
CRUMLIN-G	10	9	19	8	0	0	0	27
TALLAGHT-M	15	20	35	6	0	1	1	43
TERENURE-P	10	8	18	3	0	1	0	22
DMR SOUTH	35	37	72	17	0	2	1	92
DONNYBROOK-E	10	7	17	7	0	0	0	24
KEVIN STREET-A	11	19	30	5	0	0	2	37
PEARSE STREET-B	7	10	17	8	0	0	0	25
DMR SOUTH CENTRAL	28	36	64	20	0	0	2	86
DMR TRAFFIC-DUBLIN CASTLE	11	5	16	4	43	2	0	65
DMR TRAFFIC	11	5	16	4	43	2	0	65
BLANCHARDSTOWN-K	16	29	45	7	0	0	1	53
CLONDALKIN-L	15	12	27	6	0	0	0	33
LUCAN-Q	11	14	25	3	0	0	4	32
DMR WEST	42	55	97	16	0	0	5	118
BALLYSHANNON	8	3	11	2	1	2	1	17
BUNCRANA	4	2	6	1	1	2	0	10
LETTERKENNY	14	12	26	9	2	2	0	39
MILFORD	7	4	11	3	0	1	0	15
DONEGAL	33	21	54	15	4	7	1	81
BALLINASLOE	5	2	7	1	0	0	0	8
CLIFDEN	3	1	4	1	0	0	0	5
GALWAY	25	33	58	21	4	1	1	85
LOUGHREA	4	2	6	2	0	0	0	8
SALTHILL	5	1	6	1	0	1	0	8
TUAM	7	3	10	1	2	0	0	13
GALWAY	49	42	91	27	6	2	1	127
KILLARNEY	7	5	12	3	0	0	0	15
LISTOWEL	7	2	9	2	0	0	0	11
TRALEE	20	12	32	11	3	1	1	48
KERRY	34	19	53	16	3	1	1	74
KILDARE	14	7	21	5	1	0	0	27
LEIXLIP	8	9	17	2	0	0	0	19
NAAS	14	9	23	7	1	1	1	33
KILDARE	36	25	61	14	2	1	1	79
CARLOW	16	2	18	4	1	0	0	23
KILKENNY	11	17	28	6	0	1	1	36
THOMASTOWN	8	14	22	7	0	0	0	29
KILKENNY/CARLOW	35	33	68	17	1	1	1	88
BIRR	4	1	5	2	0	0	0	7
PORTLAOISE	18	13	31	9	1	1	2	44
TULLAMORE	9	3	12	7	1	0	0	20
LAOIS-OFFALY	31	17	48	18	2	1	2	71

Following a full Fleet Category Review undertaken on August 9th 2019, 1 vehicle listed as 'Others' was reclassified as 'Vans' & 127 vehicles listed as 'Others' and 27 vehicles listed as '4x4' were reclassified as 'Cars'.

This Data is correct as of 31/05/2024 and will be updated as of 30/06/2024



Garda Fleet Management Report as at 31/05/2024

BRUFF	5	2	7	3	0	0	0	10
HENRY STREET LIMERICK	25	34	59	14	5	1	0	79
NEWCASTLEWEST	12	1	13	2	0	0	0	15
ROXBORO ROAD	9	3	12	2	0	0	3	17
LIMERICK	51	40	91	21	5	1	3	121
BALLYMOTE	9	2	11	2	1	1	0	15
LEITRIM	14	5	19	4	1	2	0	26
SLIGO	11	7	18	6	1	0	0	25
SLIGO-LEITRIM	34	14	48	12	3	3	0	66
DUNGARVAN	10	3	13	1	0	1	0	15
TRAMORE	6	3	9	2	1	1	0	13
WATERFORD	18	12	30	12	2	1	1	46
WATERFORD	34	18	52	15	3	3	1	74
NATIONAL & HEADQUARTERS UNITS	39	795	834	143	29	41	16	1,063
NATIONAL & HEADQUARTERS UNITS	39	795	834	143	29	41	16	1,063
CCO OFFICE	0	1	1	0	0	0	0	1
CHIEF CORPORATE OFFICE	0	1	1	0	0	0	0	1
CAHIR	12	3	15	1	1	1	0	18
CLONMEL	3	3	6	3	0	0	0	9
ENNIS	14	10	24	9	2	0	0	35
KILRUSH	9	4	13	2	0	1	0	16
NENAGH	7	3	10	1	0	0	0	11
THURLES	10	9	19	8	2	1	0	30
TIPPERARY	3	4	7	2	0	0	0	9
CLARE/TIPPERARY	58	36	94	26	5	3	0	128
BANDON	14	12	26	7	1	0	1	35
BANTRY	5	2	7	3	0	1	0	11
CLONAKILTY	7	3	10	2	0	0	0	12
FERMOY	11	9	20	4	2	0	0	26
MACROOM	12	6	18	1	0	1	1	21
MALLOW	11	7	18	2	1	0	0	21
MIDLETON	10	5	15	6	0	0	0	21
CORK COUNTY	70	44	114	25	4	2	2	147
FLEET MANAGEMENT	0	3	3	0	0	0	0	3
FLEET MANAGEMENT	0	3	3	0	0	0	0	3
ARDEE	8	4	12	4	0	0	0	16
BAILIEBORO	6	7	13	1	0	0	0	14
CARRICKMACROSS	7	2	9	3	0	3	0	15
CAVAN	15	3	18	2	1	2	0	23
DROGHEDA	13	9	22	4	2	1	1	30
DUNDALK	21	13	34	6	0	2	0	42
MONAGHAN	9	12	21	9	2	2	0	34
LOUTH/CAVAN/MONAGHAN	79	50	129	29	5	10	1	174
BALLINA	6	3	9	3	0	0	0	12
BELMULLET	0	0	0	1	0	1	0	2
CASTLEBAR	6	6	12	4	2	0	1	19
CASTLEREA	8	3	11	3	0	1	2	17
CLAREMORRIS	26	8	34	3	0	0	0	37
GRANARD	4	2	6	1	0	0	0	7
LONGFORD	8	4	12	2	1	0	0	15
ROSCOMMON	6	10	16	7	2	0	0	25
WESTPORT	4	2	6	3	0	0	0	9
MAYO/ROSCOMMON/LONGFORD	68	38	106	27	5	2	3	143
ASHBOURNE	15	7	22	3	2	1	0	28
ATHLONE	15	7	22	2	2	1	0	27
KELLS	8	2	10	1	0	0	0	11
MULLINGAR	18	20	38	8	0	1	1	48
NAVAN	10	8	18	6	0	0	0	24
TRIM	7	2	9	2	0	0	0	11
MEATH/WESTMEATH	73	46	119	22	4	3	1	149
BALTINGLASS	9	4	13	3	0	1	0	17
BRAY	14	8	22	4	1	1	0	28
ENNISCORTHY	11	6	17	2	1	1	0	21
NEW ROSS	4	4	8	2	0	0	0	10
WEXFORD	14	15	29	5	1	1	0	36
WICKLOW	8	8	16	4	0	4	1	25
WEXFORD/WICKLOW	60	45	105	20	3	8	1	137

Following a full Fleet Category Review undertaken on August 9th 2019, 1 vehicle listed as 'Others' was reclassified as 'Vans' & 127 vehicles listed as 'Others' and 27 vehicles listed as '4x4' were reclassified as 'Cars'.

This Data is correct as of 31/05/2024 and will be updated as of 30/06/2024



Garda Fleet Management Report as at 31/05/2024

Vehicles Removed from Fleet from 01/01/2024 to 31/05/2024 by Type as at 31/05/2024

	Cars			Vans	Motorcycles	4 x 4	Others	Total
	Marked	Unmarked	Total	Total	Total	Total	Total	
Total	20	23	43	4	3	3	1	54
April 2024	15	15	30	1	1	1	1	34
May 2024	5	8	13	3	2	2	0	20

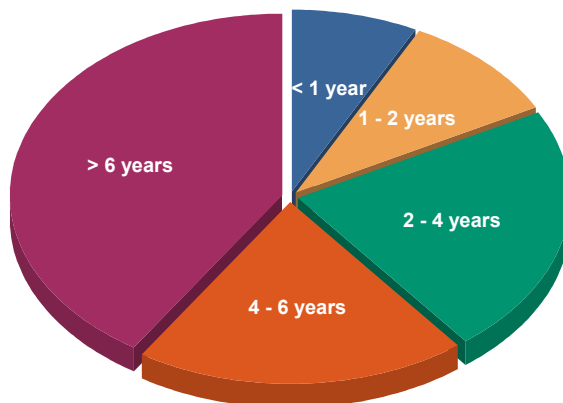
Vehicles Assigned to Fleet from 01/01/2024 to 31/05/2024 by Type as at 31/05/2024

	Cars			Vans	Motorcycles	4 x 4	Others	Total
	Marked	Unmarked	Total	Total	Total	Total	Total	
Total	60	49	109	50	4	2	0	165
January 2024	3	5	8	13	0	2	0	23
February 2024	4	11	15	15	1	0	0	31
March 2024	17	14	31	5	3	0	0	39
April 2024	21	12	33	4	0	0	0	37
May 2024	15	7	22	13	0	0	0	35

Strength of Garda Fleet, broken down by Age as at 31/05/2024

	Cars	Vans	Motorcycles	4 x 4	Others	Total	% of Total
Total	2,667	575	137	100	52	3,531	100%
< 1 year	194	67	4	4		269	8%
1 - 2 years	300	30	12	2		344	10%
2 - 4 years	650	72	28	25	4	779	22%
4 - 6 years	564	103	1	13	13	694	20%
> 6 years	959	303	92	56	35	1,445	41%

Vehicle age is calculated from date of commission.



< 1 year	269	7.6%
1 - 2 years	344	9.7%
2 - 4 years	779	22.1%
4 - 6 years	694	19.7%
> 6 years	1,445	40.9%
Total:	3,531	100.0%

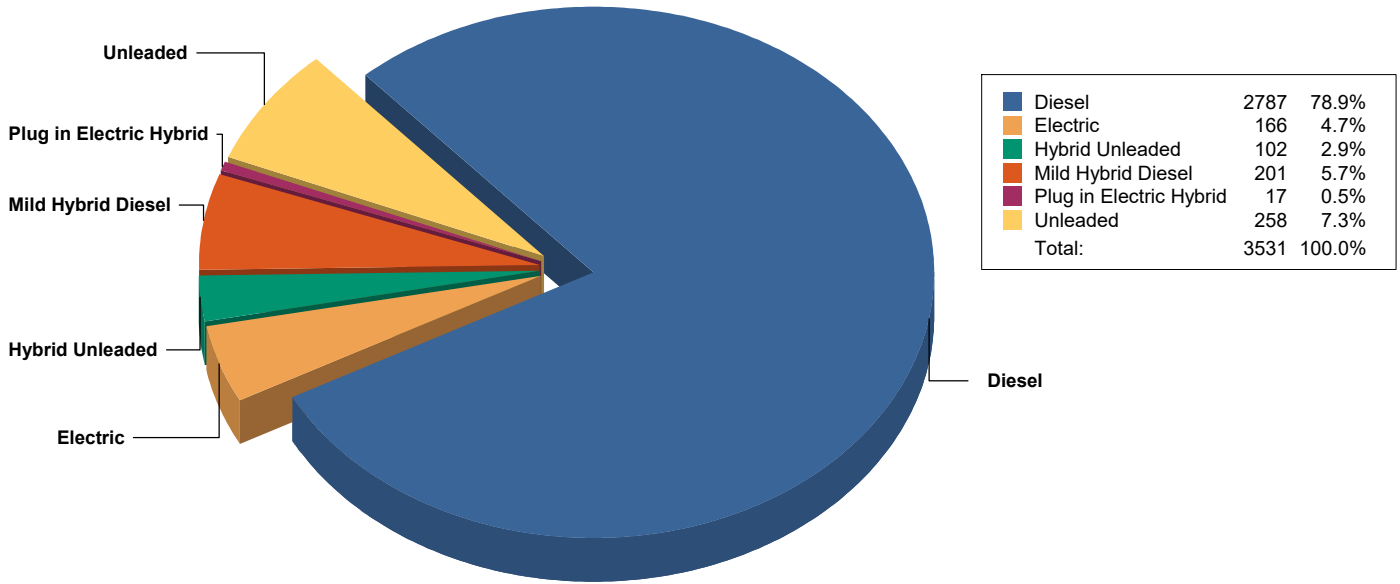
Following a full Fleet Category Review undertaken on August 9th 2019, 1 vehicle listed as 'Others' was reclassified as 'Vans' & 127 vehicles listed as 'Others' and 27 vehicles listed as '4x4' were reclassified as 'Cars'.

This Data is correct as of 31/05/2024 and will be updated as of 30/06/2024



Garda Fleet Management Report as at 31/05/2024

Strength of Garda Fleet, broken down by Fuel Type as at 31/05/2024



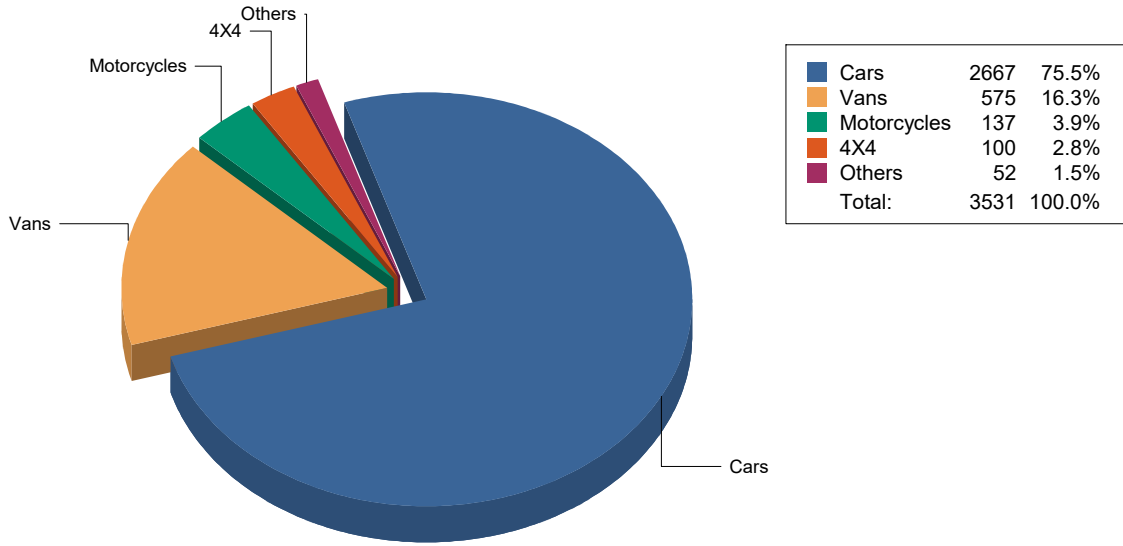
Following a full Fleet Category Review undertaken on August 9th 2019, 1 vehicle listed as 'Others' was reclassified as 'Vans' & 127 vehicles listed as 'Others' and 27 vehicles listed as '4x4' were reclassified as 'Cars'.

This Data is correct as of 31/05/2024 and will be updated as of 30/06/2024

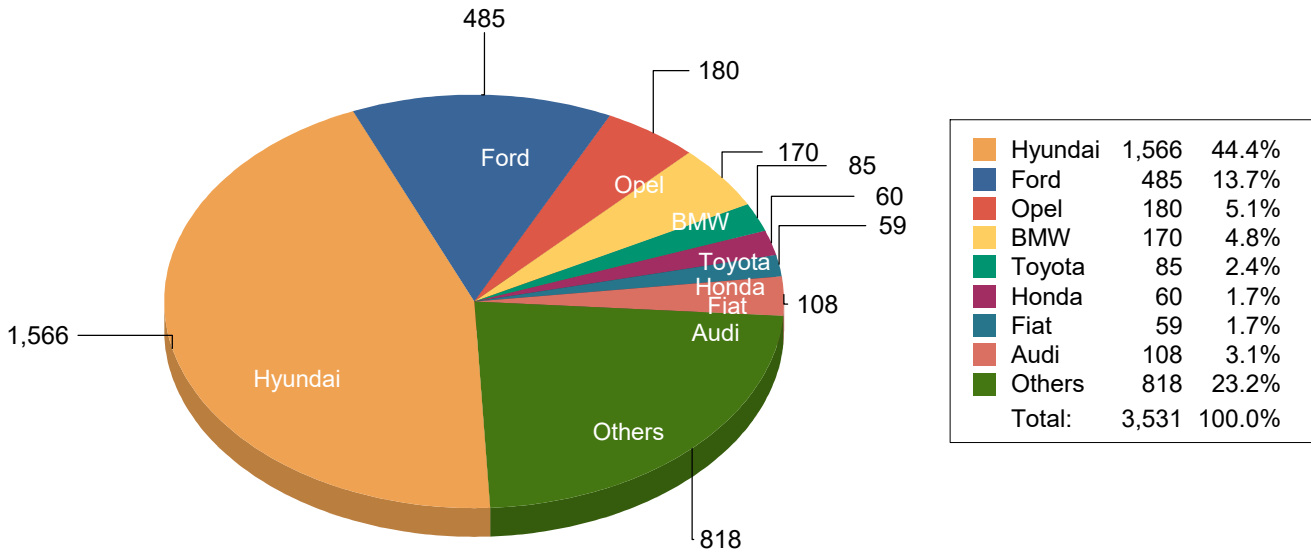


Garda Fleet Management Report as at 31/05/2024

Strength of Garda Fleet, broken down by Type as at 31/05/2024



Strength of Garda Fleet, broken down by Make as at 31/05/2024



Following a full Fleet Category Review undertaken on August 9th 2019, 1 vehicle listed as 'Others' was reclassified as 'Vans' & 127 vehicles listed as 'Others' and 27 vehicles listed as '4x4' were reclassified as 'Cars'.

This Data is correct as of 31/05/2024 and will be updated as of 30/06/2024