



# Garda Fleet Management Report as at 30/06/2024

## Strength of Garda Fleet, broken down by Division & District as at 30/06/2024

Division / District	Cars			Vans	Motorcycles	4 x 4	Others	Total
	Marked	Unmarked	Total	Total	Total	Total	Total	
	1,058	1,599	2,657	589	132	100	52	
<b>Total</b>	<b>1,058</b>	<b>1,599</b>	<b>2,657</b>	<b>589</b>	<b>132</b>	<b>100</b>	<b>52</b>	<b>3,530</b>
ANGELSEA STREET	14	45	59	14	0	1	1	75
GURRANABRAHER	14	8	22	3	7	1	1	34
MAYFIELD	8	6	14	4	1	0	3	22
TOGHER	14	8	22	4	1	0	1	28
<b>CORK CITY</b>	<b>50</b>	<b>67</b>	<b>117</b>	<b>25</b>	<b>9</b>	<b>2</b>	<b>6</b>	<b>159</b>
BLACKROCK-W	21	17	38	5	1	1	0	45
DUNLAOGHAIRE-F	15	12	27	12	0	0	1	40
<b>DMR EAST</b>	<b>36</b>	<b>29</b>	<b>65</b>	<b>17</b>	<b>1</b>	<b>1</b>	<b>1</b>	<b>85</b>
BALBRIGGAN-Y	6	8	14	2	0	0	0	16
BALLYMUN	13	19	32	8	0	1	1	42
COOLOCK-R	10	14	24	3	0	0	0	27
RAHENY-J	10	15	25	3	0	0	0	28
<b>DMR NORTH</b>	<b>39</b>	<b>56</b>	<b>95</b>	<b>16</b>	<b>0</b>	<b>1</b>	<b>1</b>	<b>113</b>
BRIDEWELL	7	3	10	2	0	0	0	12
FITZGIBBON STREET	12	13	25	6	0	2	0	33
STORE STREET	18	14	32	7	0	1	1	41
<b>DMR NORTH CENTRAL</b>	<b>37</b>	<b>30</b>	<b>67</b>	<b>15</b>	<b>0</b>	<b>3</b>	<b>1</b>	<b>86</b>
CRUMLIN-G	10	9	19	9	0	0	0	28
TALLAGHT-M	15	20	35	7	0	1	1	44
TERENURE-P	10	8	18	3	0	1	0	22
<b>DMR SOUTH</b>	<b>35</b>	<b>37</b>	<b>72</b>	<b>19</b>	<b>0</b>	<b>2</b>	<b>1</b>	<b>94</b>
DONNYBROOK-E	12	7	19	7	0	0	0	26
KEVIN STREET-A	11	20	31	6	0	0	2	39
PEARSE STREET-B	7	10	17	8	0	0	0	25
<b>DMR SOUTH CENTRAL</b>	<b>30</b>	<b>37</b>	<b>67</b>	<b>21</b>	<b>0</b>	<b>0</b>	<b>2</b>	<b>90</b>
DMR TRAFFIC-DUBLIN CASTLE	11	5	16	4	43	2	0	65
<b>DMR TRAFFIC</b>	<b>11</b>	<b>5</b>	<b>16</b>	<b>4</b>	<b>43</b>	<b>2</b>	<b>0</b>	<b>65</b>
BLANCHARDSTOWN-K	16	29	45	6	0	0	1	52
CLONDALKIN-L	15	12	27	6	0	0	0	33
LUCAN-Q	11	14	25	3	0	0	4	32
<b>DMR WEST</b>	<b>42</b>	<b>55</b>	<b>97</b>	<b>15</b>	<b>0</b>	<b>0</b>	<b>5</b>	<b>117</b>
BALLYSHANNON	8	3	11	2	1	2	1	17
BUNCRANA	4	2	6	1	1	2	0	10
LETTERKENNY	14	12	26	9	1	2	0	38
MILFORD	7	4	11	3	0	1	0	15
<b>DONEGAL</b>	<b>33</b>	<b>21</b>	<b>54</b>	<b>15</b>	<b>3</b>	<b>7</b>	<b>1</b>	<b>80</b>
BALLINASLOE	5	2	7	1	0	0	0	8
CLIFDEN	2	1	3	1	0	0	0	4
GALWAY	22	33	55	20	4	1	1	81
LOUGHREA	5	2	7	3	0	0	0	10
SALTHILL	6	1	7	1	0	1	0	9
TUAM	7	3	10	1	2	0	0	13
<b>GALWAY</b>	<b>47</b>	<b>42</b>	<b>89</b>	<b>27</b>	<b>6</b>	<b>2</b>	<b>1</b>	<b>125</b>
KILLARNEY	7	6	13	3	0	0	0	16
LISTOWEL	7	2	9	2	0	0	0	11
TRALEE	20	12	32	12	3	1	1	49
<b>KERRY</b>	<b>34</b>	<b>20</b>	<b>54</b>	<b>17</b>	<b>3</b>	<b>1</b>	<b>1</b>	<b>76</b>
KILDARE	14	7	21	5	1	0	0	27
LEIXLIP	8	9	17	2	0	0	0	19
NAAS	13	9	22	7	1	1	1	32
<b>KILDARE</b>	<b>35</b>	<b>25</b>	<b>60</b>	<b>14</b>	<b>2</b>	<b>1</b>	<b>1</b>	<b>78</b>
CARLOW	16	2	18	4	1	0	0	23
KILKENNY	11	18	29	6	0	1	1	37
THOMASTOWN	8	13	21	7	0	0	0	28
<b>KILKENNY/CARLOW</b>	<b>35</b>	<b>33</b>	<b>68</b>	<b>17</b>	<b>1</b>	<b>1</b>	<b>1</b>	<b>88</b>
BIRR	4	1	5	2	0	0	0	7
PORTLAOISE	18	13	31	10	1	1	2	45
TULLAMORE	8	3	11	7	1	0	0	19
<b>LAOIS-OFFALY</b>	<b>30</b>	<b>17</b>	<b>47</b>	<b>19</b>	<b>2</b>	<b>1</b>	<b>2</b>	<b>71</b>

Following a full Fleet Category Review undertaken on August 9th 2019, 1 vehicle listed as 'Others' was reclassified as 'Vans' & 127 vehicles listed as 'Others' and 27 vehicles listed as '4x4' were reclassified as 'Cars'.

This Data is correct as of 30/06/2024 and will be updated as of 31/07/2024



## Garda Fleet Management Report as at 30/06/2024

BRUFF	5	2	7	3	0	0	0	10
HENRY STREET LIMERICK	25	33	58	14	5	1	0	78
NEWCASTLEWEST	12	1	13	2	0	0	0	15
ROXBORO ROAD	8	3	11	2	0	0	3	16
<b>LIMERICK</b>	<b>50</b>	<b>39</b>	<b>89</b>	<b>21</b>	<b>5</b>	<b>1</b>	<b>3</b>	<b>119</b>
BALLYMOTE	9	2	11	2	1	1	0	15
LEITRIM	13	5	18	4	0	2	0	24
SLIGO	11	8	19	6	1	0	0	26
<b>SLIGO-LEITRIM</b>	<b>33</b>	<b>15</b>	<b>48</b>	<b>12</b>	<b>2</b>	<b>3</b>	<b>0</b>	<b>65</b>
DUNGARVAN	10	3	13	1	0	1	0	15
TRAMORE	6	3	9	2	1	1	0	13
WATERFORD	18	13	31	12	2	1	1	47
<b>WATERFORD</b>	<b>34</b>	<b>19</b>	<b>53</b>	<b>15</b>	<b>3</b>	<b>3</b>	<b>1</b>	<b>75</b>
NATIONAL & HEADQUARTERS UNITS	37	787	824	148	26	41	16	1,055
<b>NATIONAL &amp; HEADQUARTERS UNITS</b>	<b>37</b>	<b>787</b>	<b>824</b>	<b>148</b>	<b>26</b>	<b>41</b>	<b>16</b>	<b>1,055</b>
CCO OFFICE	0	1	1	0	0	0	0	1
<b>CHIEF CORPORATE OFFICE</b>	<b>0</b>	<b>1</b>	<b>1</b>	<b>0</b>	<b>0</b>	<b>0</b>	<b>0</b>	<b>1</b>
CAHIR	12	3	15	1	1	1	0	18
CLONMEL	3	3	6	3	0	0	0	9
ENNIS	14	10	24	9	2	0	0	35
KILRUSH	9	4	13	2	0	1	0	16
NENAGH	7	3	10	1	0	0	0	11
THURLES	9	9	18	8	2	1	0	29
TIPPERARY	3	4	7	2	0	0	0	9
<b>CLARE/TIPPERARY</b>	<b>57</b>	<b>36</b>	<b>93</b>	<b>26</b>	<b>5</b>	<b>3</b>	<b>0</b>	<b>127</b>
BANDON	14	12	26	7	1	0	1	35
BANTRY	5	2	7	3	0	1	0	11
CLONAKILTY	7	3	10	2	0	0	0	12
FERMOY	11	9	20	5	2	0	0	27
MACROOM	12	6	18	1	0	1	1	21
MALLOW	11	7	18	2	1	0	0	21
MIDLETON	10	5	15	6	0	0	0	21
<b>CORK COUNTY</b>	<b>70</b>	<b>44</b>	<b>114</b>	<b>26</b>	<b>4</b>	<b>2</b>	<b>2</b>	<b>148</b>
FLEET MANAGEMENT	1	5	6	0	0	0	0	6
<b>FLEET MANAGEMENT</b>	<b>1</b>	<b>5</b>	<b>6</b>	<b>0</b>	<b>0</b>	<b>0</b>	<b>0</b>	<b>6</b>
ARDEE	8	4	12	4	0	0	0	16
BAILIEBORO	6	7	13	1	0	0	0	14
CARRICKMACROSS	7	2	9	3	0	3	0	15
CAVAN	14	3	17	2	1	2	0	22
DROGHEDA	12	9	21	4	2	1	1	29
DUNDALK	21	13	34	6	0	2	0	42
MONAGHAN	9	13	22	10	2	2	0	36
<b>LOUTH/CAVAN/MONAGHAN</b>	<b>77</b>	<b>51</b>	<b>128</b>	<b>30</b>	<b>5</b>	<b>10</b>	<b>1</b>	<b>174</b>
BALLINA	7	3	10	3	0	0	0	13
BELMULLET	0	0	0	1	0	1	0	2
CASTLEBAR	6	6	12	4	2	0	1	19
CASTLEREA	8	3	11	3	0	1	2	17
CLAREMORRIS	24	8	32	3	0	0	0	35
GRANARD	4	2	6	1	0	0	0	7
LONGFORD	8	4	12	2	1	0	0	15
ROSCOMMON	6	9	15	7	2	0	0	24
WESTPORT	4	2	6	3	0	0	0	9
<b>MAYO/ROSCOMMON/LONGFORD</b>	<b>67</b>	<b>37</b>	<b>104</b>	<b>27</b>	<b>5</b>	<b>2</b>	<b>3</b>	<b>141</b>
ASHBOURNE	16	7	23	3	2	1	0	29
ATHLONE	15	7	22	2	2	1	0	27
KELLS	9	2	11	1	0	0	0	12
MULLINGAR	18	21	39	8	0	1	1	49
NAVAN	10	7	17	6	0	0	0	23
TRIM	7	2	9	2	0	0	0	11
<b>MEATH/WESTMEATH</b>	<b>75</b>	<b>46</b>	<b>121</b>	<b>22</b>	<b>4</b>	<b>3</b>	<b>1</b>	<b>151</b>
BALTINGLASS	9	4	13	3	0	1	0	17
BRAY	14	7	21	5	1	1	0	28
ENNISCORTHY	11	6	17	2	1	1	0	21
NEW ROSS	6	4	10	2	0	0	0	12
WEXFORD	15	16	31	5	1	1	0	38
WICKLOW	8	8	16	4	0	4	1	25
<b>WEXFORD/WICKLOW</b>	<b>63</b>	<b>45</b>	<b>108</b>	<b>21</b>	<b>3</b>	<b>8</b>	<b>1</b>	<b>141</b>

Following a full Fleet Category Review undertaken on August 9th 2019, 1 vehicle listed as 'Others' was reclassified as 'Vans' & 127 vehicles listed as 'Others' and 27 vehicles listed as '4x4' were reclassified as 'Cars'.

This Data is correct as of 30/06/2024 and will be updated as of 31/07/2024



# Garda Fleet Management Report as at 30/06/2024

## Vehicles Removed from Fleet from 01/01/2024 to 30/06/2024 by Type as at 30/06/2024

	Cars			Vans	Motorcycles	4 x 4	Others	Total
	Marked	Unmarked	Total	Total	Total	Total	Total	
<b>Total</b>	34	34	68	4	8	3	1	84
April 2024	15	15	30	1	1	1	1	34
May 2024	5	8	13	3	2	2	0	20
June 2024	14	11	25	0	5	0	0	30

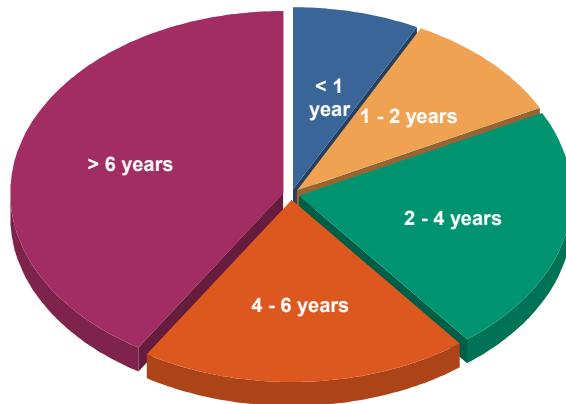
## Vehicles Assigned to Fleet from 01/01/2024 to 30/06/2024 by Type as at 30/06/2024

	Cars			Vans	Motorcycles	4 x 4	Others	Total
	Marked	Unmarked	Total	Total	Total	Total	Total	
<b>Total</b>	69	55	124	64	4	2	0	194
January 2024	3	5	8	13	0	2	0	23
February 2024	4	11	15	15	1	0	0	31
March 2024	18	13	31	5	3	0	0	39
April 2024	21	12	33	4	0	0	0	37
May 2024	15	7	22	13	0	0	0	35
June 2024	8	7	15	14	0	0	0	29

## Strength of Garda Fleet, broken down by Age as at 30/06/2024

	Cars	Vans	Motorcycles	4 x 4	Others	Total	% of Total
<b>Total</b>	2,657	589	132	100	52	3,530	100%
< 1 year	184	75	4	3		266	8%
1 - 2 years	306	35	12	3		356	10%
2 - 4 years	638	73	28	25	2	766	22%
4 - 6 years	569	93	0	13	13	688	19%
> 6 years	960	313	88	56	37	1,454	41%

Vehicle age is calculated from date of commission.



< 1 year	266	7.5%
1 - 2 years	356	10.1%
2 - 4 years	766	21.7%
4 - 6 years	688	19.5%
> 6 years	1,454	41.2%
<b>Total:</b>	<b>3,530</b>	<b>100.0%</b>

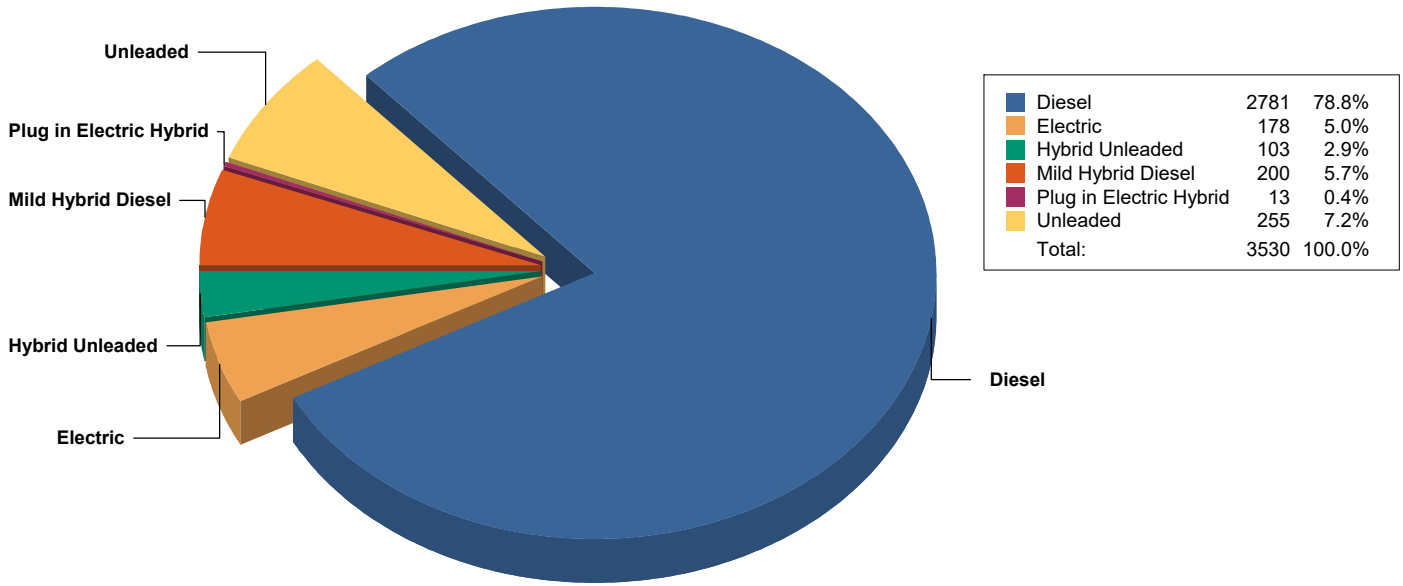
Following a full Fleet Category Review undertaken on August 9th 2019, 1 vehicle listed as 'Others' was reclassified as 'Vans' & 127 vehicles listed as 'Others' and 27 vehicles listed as '4x4' were reclassified as 'Cars'.

This Data is correct as of 30/06/2024 and will be updated as of 31/07/2024



# Garda Fleet Management Report as at 30/06/2024

## Strength of Garda Fleet, broken down by Fuel Type as at 30/06/2024



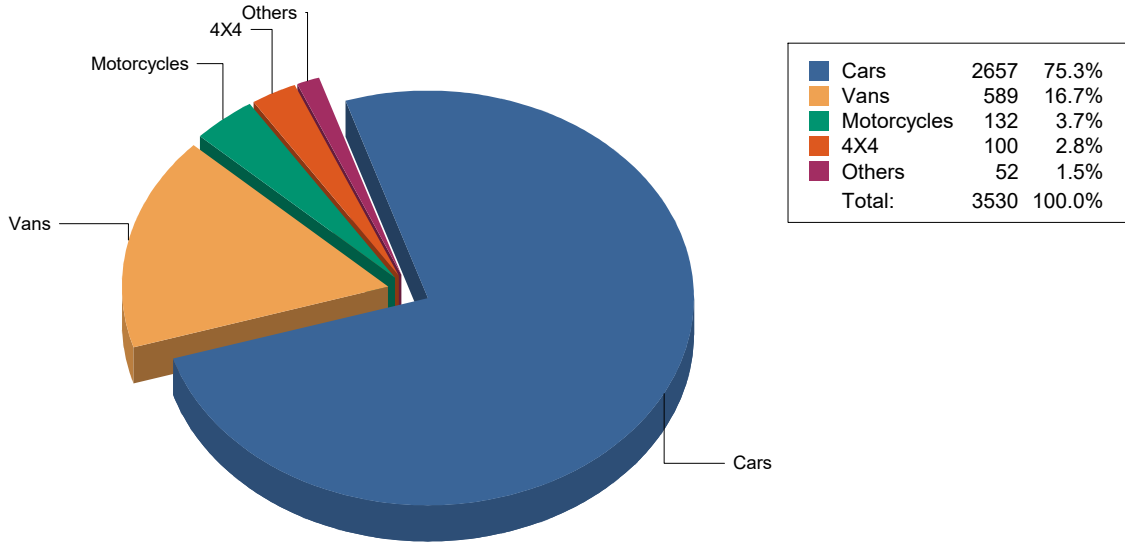
Following a full Fleet Category Review undertaken on August 9th 2019, 1 vehicle listed as 'Others' was reclassified as 'Vans' & 127 vehicles listed as 'Others' and 27 vehicles listed as '4x4' were reclassified as 'Cars'.

This Data is correct as of 30/06/2024 and will be updated as of 31/07/2024

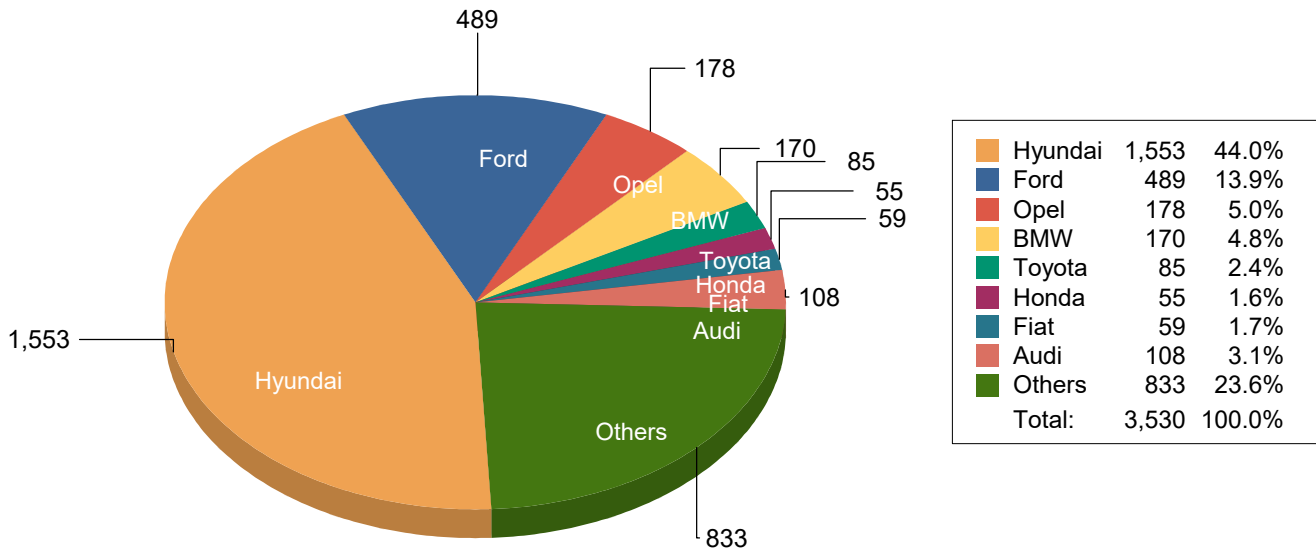


# Garda Fleet Management Report as at 30/06/2024

## Strength of Garda Fleet, broken down by Type as at 30/06/2024



## Strength of Garda Fleet, broken down by Make as at 30/06/2024



Following a full Fleet Category Review undertaken on August 9th 2019, 1 vehicle listed as 'Others' was reclassified as 'Vans' & 127 vehicles listed as 'Others' and 27 vehicles listed as '4x4' were reclassified as 'Cars'.

This Data is correct as of 30/06/2024 and will be updated as of 31/07/2024