



Joint Resources Working Group as at 31/01/2025

Strength of Garda Fleet, broken down by Division & District as at 31/01/2025

Division / District	Cars			Vans	Motorcycles	4 x 4	Others	Total
	Marked	Unmarked	Total	Total	Total	Total	Total	
	1,068	1,616	2,684	631	160	97	56	
Total	1,068	1,616	2,684	631	160	97	56	3,628
ANGELSEA STREET	16	44	60	15	0	1	1	77
GURRANABRAHER	16	7	23	3	10	1	1	38
MAYFIELD	7	6	13	4	1	0	3	21
TOGHER	15	8	23	4	1	0	1	29
CORK CITY	54	65	119	26	12	2	6	165
BLACKROCK-W	21	17	38	5	1	1	0	45
DUNLAOGHAIRE-F	16	12	28	12	0	0	1	41
DMR EAST	37	29	66	17	1	1	1	86
BALBRIGGAN-Y	6	6	12	2	0	0	0	14
BALLYMUN	14	21	35	6	0	1	1	43
COOLOCK-R	9	14	23	3	0	0	0	26
RAHENY-J	12	14	26	3	0	0	0	29
DMR NORTH	41	55	96	14	0	1	1	112
BRIDEWELL	8	3	11	2	0	0	0	13
FITZGIBBON STREET	13	11	24	6	0	0	0	30
STORE STREET	16	12	28	7	4	1	1	41
DMR NORTH CENTRAL	37	26	63	15	4	1	1	84
CRUMLIN-G	10	8	18	8	0	0	0	26
TALLAGHT-M	16	18	34	8	0	2	1	45
TERENURE-P	9	6	15	3	0	1	0	19
DMR SOUTH	35	32	67	19	0	3	1	90
DONNYBROOK-E	12	8	20	7	0	0	0	27
KEVIN STREET-A	11	19	30	8	0	0	3	41
PEARSE STREET-B	7	12	19	8	1	0	0	28
DMR SOUTH CENTRAL	30	39	69	23	1	0	3	96
DMR TRAFFIC-DUBLIN CASTLE	11	5	16	4	36	2	1	59
DMR TRAFFIC	11	5	16	4	36	2	1	59
BLANCHARDSTOWN-K	17	31	48	6	2	0	1	57
CLONDALKIN-L	15	12	27	6	0	0	0	33
LUCAN-Q	12	11	23	3	0	0	4	30
DMR WEST	44	54	98	15	2	0	5	120
BALLYSHANNON	11	5	16	2	1	2	1	22
BUNCRANA	5	3	8	1	1	2	0	12
LETTERKENNY	15	11	26	10	2	2	0	40
MILFORD	6	3	9	3	0	1	0	13
DONEGAL	37	22	59	16	4	7	1	87
BALLINASLOE	4	1	5	1	0	0	0	6
CLIFDEN	3	0	3	1	0	0	0	4
GALWAY	22	32	54	23	5	1	1	84
LOUGHREA	5	2	7	3	0	0	0	10
SALTHILL	6	1	7	1	0	1	0	9
TUAM	7	2	9	1	2	0	0	12
GALWAY	47	38	85	30	7	2	1	125
KILLARNEY	9	6	15	3	0	0	0	18
LISTOWEL	9	2	11	2	0	0	0	13
TRALEE	19	12	31	13	4	1	1	50
KERRY	37	20	57	18	4	1	1	81
KILDARE	12	9	21	5	2	0	0	28
LEIXLIP	8	10	18	2	0	0	0	20
NAAS	13	10	23	9	1	1	1	35
KILDARE	33	29	62	16	3	1	1	83
CARLOW	16	1	17	4	1	0	0	22
KILKENNY	14	25	39	7	1	1	1	49
THOMASTOWN	7	11	18	8	0	0	0	26
KILKENNY/CARLOW	37	37	74	19	2	1	1	97
BIRR	5	1	6	3	0	0	0	9
PORTLAOISE	17	14	31	11	4	1	2	49
TULLAMORE	10	3	13	6	1	0	0	20
LAOIS-OFFALY	32	18	50	20	5	1	2	78

Following a full Fleet Category Review undertaken on August 9th 2019, 1 vehicle listed as 'Others' was reclassified as 'Vans' & 127 vehicles listed as 'Others' and 27 vehicles listed as '4x4' were reclassified as 'Cars'.

This Data is correct as of 31/01/2025 and will be updated as of 28/02/2025



Joint Resources Working Group as at 31/01/2025

BRUFF	5	2	7	3	0	0	0	10
HENRY STREET LIMERICK	30	36	66	17	6	1	0	90
NEWCASTLEWEST	12	2	14	2	0	0	0	16
ROXBORO ROAD	8	4	12	3	0	0	1	16
LIMERICK	55	44	99	25	6	1	1	132
BALLYMOTE	8	1	9	2	1	1	0	13
LEITRIM	12	4	16	4	0	2	0	22
SLIGO	12	12	24	8	1	0	0	33
SLIGO-LEITRIM	32	17	49	14	2	3	0	68
DUNGARVAN	8	2	10	2	0	1	0	13
TRAMORE	6	3	9	2	1	1	0	13
WATERFORD	19	16	35	12	2	1	1	51
WATERFORD	33	21	54	16	3	3	1	77
NATIONAL & HEADQUARTERS UNITS	40	803	843	163	36	40	16	1,098
NATIONAL & HEADQUARTERS UNITS	40	803	843	163	36	40	16	1,098
CAHIR	13	3	16	1	2	1	0	20
CLONMEL	3	5	8	3	0	0	0	11
ENNIS	15	11	26	10	2	0	1	39
KILRUSH	8	3	11	2	0	1	0	14
NENAGH	6	2	8	1	0	0	0	9
THURLES	8	9	17	10	2	1	0	30
TIPPERARY	3	4	7	2	0	0	1	10
CLARE/TIPPERARY	56	37	93	29	6	3	2	133
BANDON	11	12	23	7	1	0	1	32
BANTRY	5	2	7	2	0	1	0	10
CLONAKILTY	8	3	11	2	0	0	0	13
FERMOY	11	12	23	5	2	0	0	30
MACROOM	13	6	19	1	0	1	1	22
MALLOW	10	7	17	4	1	0	0	22
MIDLETON	10	6	16	6	1	0	1	24
CORK COUNTY	68	48	116	27	5	2	3	153
ARDEE	8	5	13	4	0	0	0	17
BAILIEBORO	7	8	15	1	0	0	0	16
CARRICKMACROSS	6	2	8	4	0	3	0	15
CAVAN	16	3	19	2	2	1	0	24
DROGHEDA	11	10	21	4	2	1	1	29
DUNDALK	20	13	33	7	0	2	0	42
MONAGHAN	9	14	23	9	2	2	0	36
LOUTH/CAVAN/MONAGHAN	77	55	132	31	6	9	1	179
BALLINA	7	3	10	3	0	0	0	13
BELMULLET	2	0	2	1	0	1	0	4
CASTLEBAR	4	8	12	3	2	0	1	18
CASTLEREA	7	4	11	4	0	1	2	18
CLAREMORRIS	22	7	29	2	0	0	0	31
GRANARD	3	2	5	2	0	0	0	7
LONGFORD	9	4	13	3	1	0	0	17
ROSCOMMON	6	9	15	6	2	0	0	23
WESTPORT	4	2	6	4	0	0	0	10
MAYO/ROSCOMMON/LONGFORD	64	39	103	28	5	2	3	141
ASHBOURNE	14	7	21	3	2	1	0	27
ATHLONE	15	8	23	3	2	1	0	29
KELLS	7	2	9	1	0	0	0	10
MULLINGAR	19	18	37	8	0	1	1	47
NAVAN	10	9	19	7	0	0	0	26
TRIM	7	2	9	2	0	0	0	11
MEATH/WESTMEATH	72	46	118	24	4	3	1	150
BALTINGLASS	8	5	13	3	1	1	0	18
BRAY	12	7	19	5	1	1	0	26
ENNISCORTHY	10	7	17	2	1	1	0	21
NEW ROSS	7	4	11	2	0	0	0	13
WEXFORD	14	7	21	6	3	1	1	32
WICKLOW	8	7	15	4	0	4	1	24
WEXFORD/WICKLOW	59	37	96	22	6	8	2	134

Following a full Fleet Category Review undertaken on August 9th 2019, 1 vehicle listed as 'Others' was reclassified as 'Vans' & 127 vehicles listed as 'Others' and 27 vehicles listed as '4x4' were reclassified as 'Cars'.

This Data is correct as of 31/01/2025 and will be updated as of 28/02/2025



Joint Resources Working Group as at 31/01/2025

Vehicles Removed from Fleet from 01/01/2025 to 31/01/2025 by Type as at 31/01/2025

	Cars			Vans	Motorcycles	4 x 4	Others	Total
	Marked	Unmarked	Total	Total	Total	Total	Total	
Total	1		1		0		0	1
January 2025	1	0	1	0	0	0	0	1

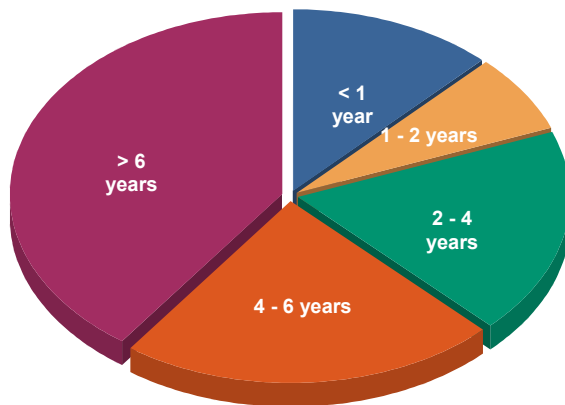
Vehicles Assigned to Fleet from 01/01/2025 to 31/01/2025 by Type as at 31/01/2025

	Cars			Vans	Motorcycles	4 x 4	Others	Total
	Marked	Unmarked	Total	Total	Total	Total	Total	
Total	20	12	32	6	0	0	2	40
January 2025	20	12	32	6	0	0	2	40

Strength of Garda Fleet, broken down by Age as at 31/01/2025

	Cars	Vans	Motorcycles	4 x 4	Others	Total	% of Total
Total	2,684	631	160	97	56	3,628	100%
< 1 year	304	100	38	0	6	448	12%
1 - 2 years	198	38	11	5		252	7%
2 - 4 years	554	81	2	19	1	657	18%
4 - 6 years	700	66	25	19	11	821	23%
> 6 years	928	346	84	54	38	1,450	40%

Vehicle age is calculated from date of commission.



< 1 year	448	12.3%
1 - 2 years	252	6.9%
2 - 4 years	657	18.1%
4 - 6 years	821	22.6%
> 6 years	1,450	40.0%
Total:	3,628	100.0%

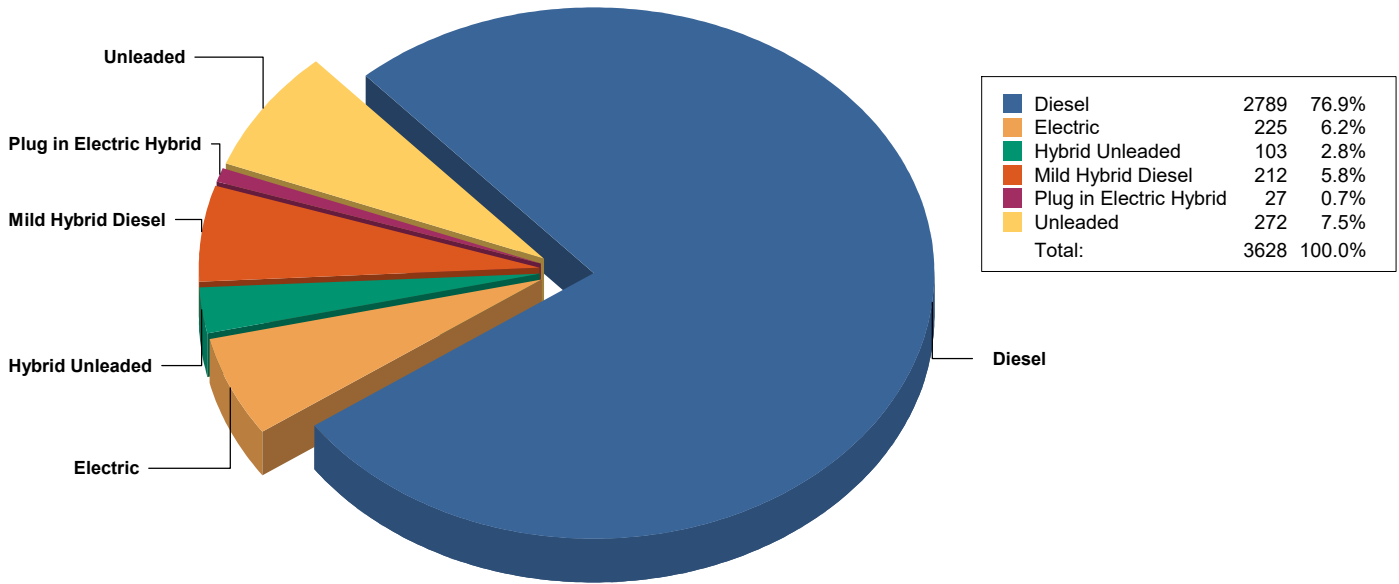
Following a full Fleet Category Review undertaken on August 9th 2019, 1 vehicle listed as 'Others' was reclassified as 'Vans' & 127 vehicles listed as 'Others' and 27 vehicles listed as '4x4' were reclassified as 'Cars'.

This Data is correct as of 31/01/2025 and will be updated as of 28/02/2025



Joint Resources Working Group as at 31/01/2025

Strength of Garda Fleet, broken down by Fuel Type as at 31/01/2025



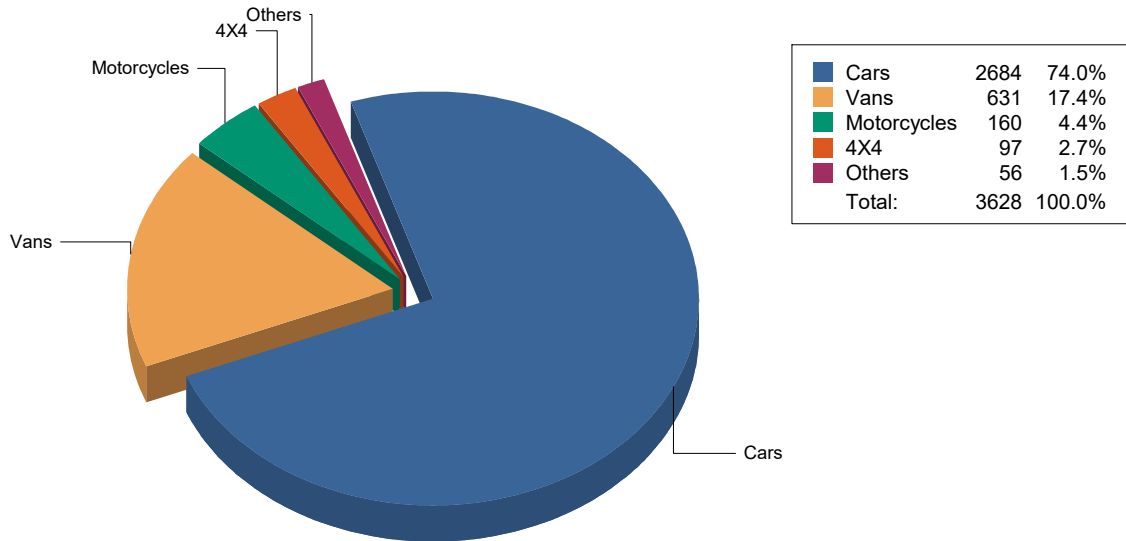
Following a full Fleet Category Review undertaken on August 9th 2019, 1 vehicle listed as 'Others' was reclassified as 'Vans' & 127 vehicles listed as 'Others' and 27 vehicles listed as '4x4' were reclassified as 'Cars'.

This Data is correct as of 31/01/2025 and will be updated as of 28/02/2025

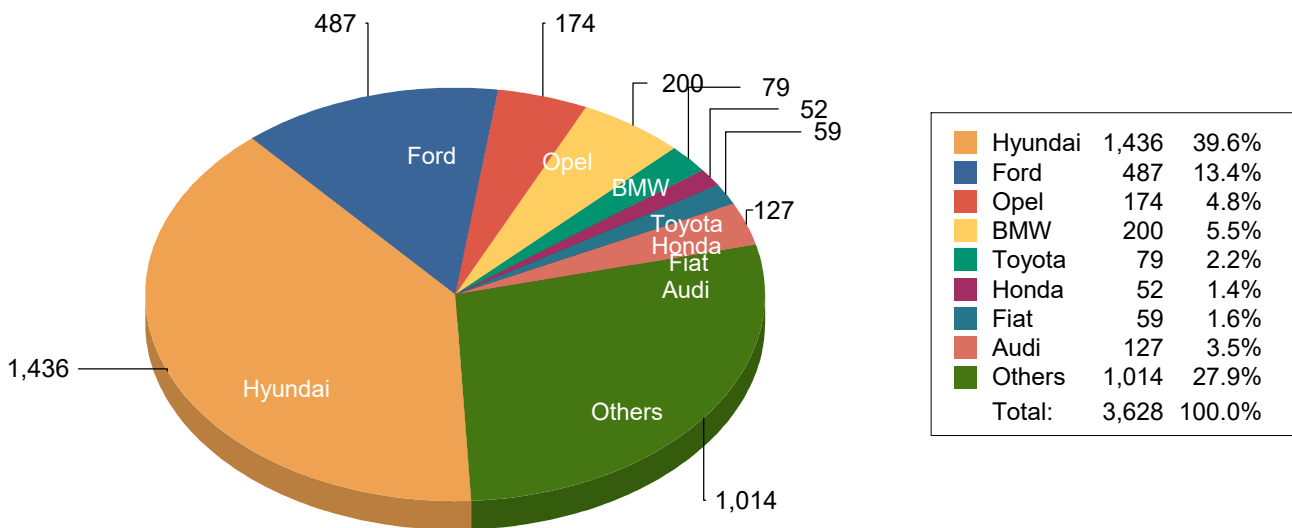


Joint Resources Working Group as at 31/01/2025

Strength of Garda Fleet, broken down by Type as at 31/01/2025



Strength of Garda Fleet, broken down by Make as at 31/01/2025



Following a full Fleet Category Review undertaken on August 9th 2019, 1 vehicle listed as 'Others' was reclassified as 'Vans' & 127 vehicles listed as 'Others' and 27 vehicles listed as '4x4' were reclassified as 'Cars'.

This Data is correct as of 31/01/2025 and will be updated as of 28/02/2025