



Joint Resources Working Group as at 28/02/2025

Strength of Garda Fleet, broken down by Division & District as at 28/02/2025

Division / District	Cars			Vans	Motorcycles	4 x 4	Others	Total
	Marked	Unmarked	Total	Total	Total	Total	Total	
	1,085	1,627	2,712	640	162	97	57	
Total	1,085	1,627	2,712	640	162	97	57	3,668
ANGELSEA STREET	16	44	60	15	0	1	1	77
GURRANABRAHER	16	7	23	3	10	1	1	38
MAYFIELD	8	6	14	4	1	0	4	23
TOGHER	15	8	23	5	1	0	1	30
CORK CITY	55	65	120	27	12	2	7	168
BLACKROCK-W	21	17	38	5	1	1	0	45
DUNLAOGHAIRE-F	16	12	28	12	0	0	1	41
DMR EAST	37	29	66	17	1	1	1	86
BALBRIGGAN-Y	6	6	12	2	0	0	0	14
BALLYMUN	14	21	35	6	0	1	1	43
COOLOCK-R	9	14	23	3	0	0	0	26
RAHENY-J	12	14	26	3	0	0	0	29
DMR NORTH	41	55	96	14	0	1	1	112
BRIDEWELL	8	3	11	2	0	0	0	13
FITZGIBBON STREET	13	11	24	6	0	0	0	30
STORE STREET	17	12	29	7	4	1	1	42
DMR NORTH CENTRAL	38	26	64	15	4	1	1	85
CRUMLIN-G	11	8	19	8	0	0	0	27
TALLAGHT-M	17	19	36	8	0	2	1	47
TERENURE-P	9	6	15	3	0	1	0	19
DMR SOUTH	37	33	70	19	0	3	1	93
DONNYBROOK-E	12	8	20	7	0	0	0	27
KEVIN STREET-A	11	19	30	8	0	0	3	41
PEARSE STREET-B	7	12	19	8	1	0	0	28
DMR SOUTH CENTRAL	30	39	69	23	1	0	3	96
DMR TRAFFIC-DUBLIN CASTLE	11	5	16	4	36	2	1	59
DMR TRAFFIC	11	5	16	4	36	2	1	59
BLANCHARDSTOWN-K	17	32	49	6	2	0	1	58
CLONDALKIN-L	15	12	27	6	0	0	0	33
LUCAN-Q	12	11	23	3	0	0	4	30
DMR WEST	44	55	99	15	2	0	5	121
BALLYSHANNON	12	4	16	2	1	2	1	22
BUNCRANA	5	3	8	1	1	2	0	12
LETTERKENNY	15	11	26	10	2	2	0	40
MILFORD	7	3	10	3	0	1	0	14
DONEGAL	39	21	60	16	4	7	1	88
BALLINASLOE	3	2	5	1	0	0	0	6
CLIFDEN	3	0	3	1	0	0	0	4
GALWAY	21	32	53	24	5	1	1	84
LOUGHREA	5	3	8	3	0	0	0	11
SALTHILL	6	1	7	1	0	1	0	9
TUAM	7	2	9	1	2	0	0	12
GALWAY	45	40	85	31	7	2	1	126
KILLARNEY	8	6	14	3	0	0	0	17
LISTOWEL	9	2	11	2	0	0	0	13
TRALEE	19	12	31	14	5	1	1	52
KERRY	36	20	56	19	5	1	1	82
KILDARE	14	9	23	5	1	0	0	29
LEIXLIP	9	10	19	3	0	0	0	22
NAAS	13	10	23	9	1	1	1	35
KILDARE	36	29	65	17	2	1	1	86
CARLOW	17	1	18	4	1	0	0	23
KILKENNY	14	25	39	7	1	1	1	49
THOMASTOWN	7	11	18	8	0	0	0	26
KILKENNY/CARLOW	38	37	75	19	2	1	1	98
BIRR	5	1	6	3	0	0	0	9
PORTLAOISE	17	14	31	11	4	1	2	49
TULLAMORE	10	3	13	6	1	0	0	20
LAOIS-OFFALY	32	18	50	20	5	1	2	78

Following a full Fleet Category Review undertaken on August 9th 2019, 1 vehicle listed as 'Others' was reclassified as 'Vans' & 127 vehicles listed as 'Others' and 27 vehicles listed as '4x4' were reclassified as 'Cars'.

This Data is correct as of 28/02/2025 and will be updated as of 31/03/2025



Joint Resources Working Group as at 28/02/2025

BRUFF	5	2	7	3	0	0	0	10
HENRY STREET LIMERICK	31	36	67	16	6	1	0	90
NEWCASTLEWEST	12	2	14	2	0	0	0	16
ROXBORO ROAD	10	4	14	3	0	0	1	18
LIMERICK	58	44	102	24	6	1	1	134
BALLYMOTE	9	2	11	2	1	1	0	15
LEITRIM	11	5	16	4	0	2	0	22
SLIGO	13	10	23	8	1	0	0	32
SLIGO-LEITRIM	33	17	50	14	2	3	0	69
DUNGARVAN	8	3	11	2	0	1	0	14
TRAMORE	6	3	9	2	1	1	0	13
WATERFORD	19	15	34	12	3	1	1	51
WATERFORD	33	21	54	16	4	3	1	78
NATIONAL & HEADQUARTERS UNITS	41	808	849	166	36	40	16	1,107
NATIONAL & HEADQUARTERS UNITS	41	808	849	166	36	40	16	1,107
CAHIR	12	3	15	1	2	1	0	19
CLONMEL	4	5	9	3	0	0	0	12
ENNIS	16	11	27	10	2	0	1	40
KILRUSH	8	3	11	2	0	1	0	14
NENAGH	6	2	8	1	0	0	0	9
THURLES	8	9	17	10	2	1	0	30
TIPPERARY	4	4	8	2	0	0	1	11
CLARE/TIPPERARY	58	37	95	29	6	3	2	135
BANDON	11	12	23	7	1	0	1	32
BANTRY	5	2	7	2	0	1	0	10
CLONAKILTY	8	4	12	2	0	0	0	14
FERMOY	11	12	23	5	2	0	0	30
MACROOM	13	6	19	1	0	1	1	22
MALLOW	10	8	18	4	1	0	0	23
MIDLETON	10	6	16	6	1	0	1	24
CORK COUNTY	68	50	118	27	5	2	3	155
ARDEE	8	4	12	4	0	0	0	16
BAILIEBORO	7	8	15	1	0	0	0	16
CARRICKMACROSS	6	2	8	4	0	3	0	15
CAVAN	16	3	19	2	2	1	0	24
DROGHEDA	11	9	20	4	2	1	1	28
DUNDALK	21	13	34	7	0	2	0	43
MONAGHAN	9	16	25	10	2	2	0	39
LOUTH/CAVAN/MONAGHAN	78	55	133	32	6	9	1	181
BALLINA	7	3	10	3	0	0	0	13
BELMULLET	2	0	2	1	0	1	0	4
CASTLEBAR	6	8	14	3	2	0	1	20
CASTLEREA	7	4	11	4	0	1	2	18
CLAREMORRIS	22	7	29	2	0	0	0	31
GRANARD	3	2	5	2	0	0	0	7
LONGFORD	9	4	13	3	1	0	0	17
ROSCOMMON	6	9	15	7	2	0	0	24
WESTPORT	4	2	6	4	0	0	0	10
MAYO/ROSCOMMON/LONGFORD	66	39	105	29	5	2	3	144
ASHBOURNE	14	7	21	3	3	1	0	28
ATHLONE	15	8	23	3	2	1	0	29
KELLS	7	2	9	1	0	0	0	10
MULLINGAR	18	19	37	8	0	1	1	47
NAVAN	11	9	20	7	0	0	0	27
TRIM	7	2	9	2	0	0	0	11
MEATH/WESTMEATH	72	47	119	24	5	3	1	152
BALTINGLASS	8	5	13	3	1	1	0	18
BRAY	12	7	19	5	1	1	0	26
ENNISCORTHY	10	7	17	2	1	1	0	21
NEW ROSS	7	4	11	2	0	0	0	13
WEXFORD	14	7	21	6	3	1	1	32
WICKLOW	8	7	15	5	0	4	1	25
WEXFORD/WICKLOW	59	37	96	23	6	8	2	135

Following a full Fleet Category Review undertaken on August 9th 2019, 1 vehicle listed as 'Others' was reclassified as 'Vans' & 127 vehicles listed as 'Others' and 27 vehicles listed as '4x4' were reclassified as 'Cars'.

This Data is correct as of 28/02/2025 and will be updated as of 31/03/2025



Joint Resources Working Group as at 28/02/2025

Vehicles Removed from Fleet from 01/01/2025 to 28/02/2025 by Type as at 28/02/2025

	Cars			Vans	Motorcycles	4 x 4	Others	Total
	Marked	Unmarked	Total	Total	Total	Total	Total	
Total	11	3	14		0		0	14
January 2025	1	0	1	0	0	0	0	1
February 2025	10	3	13	0	0	0	0	13

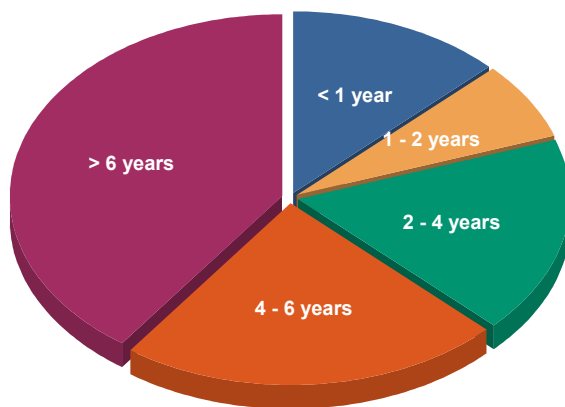
Vehicles Assigned to Fleet from 01/01/2025 to 28/02/2025 by Type as at 28/02/2025

	Cars			Vans	Motorcycles	4 x 4	Others	Total
	Marked	Unmarked	Total	Total	Total	Total	Total	
Total	47	26	73	15	2	0	3	93
January 2025	20	12	32	6	0	0	2	40
February 2025	27	14	41	9	2	0	1	53

Strength of Garda Fleet, broken down by Age as at 28/02/2025

	Cars	Vans	Motorcycles	4 x 4	Others	Total	% of Total
Total	2,712	640	162	97	57	3,668	100%
< 1 year	330	94	39	0	7	470	13%
1 - 2 years	186	51	12	4		253	7%
2 - 4 years	539	83	2	20	1	645	18%
4 - 6 years	714	63	25	19	10	831	23%
> 6 years	943	349	84	54	39	1,469	40%

Vehicle age is calculated from date of commission.



< 1 year	470	12.8%
1 - 2 years	253	6.9%
2 - 4 years	645	17.6%
4 - 6 years	831	22.7%
> 6 years	1,469	40.0%
Total:	3,668	100.0%

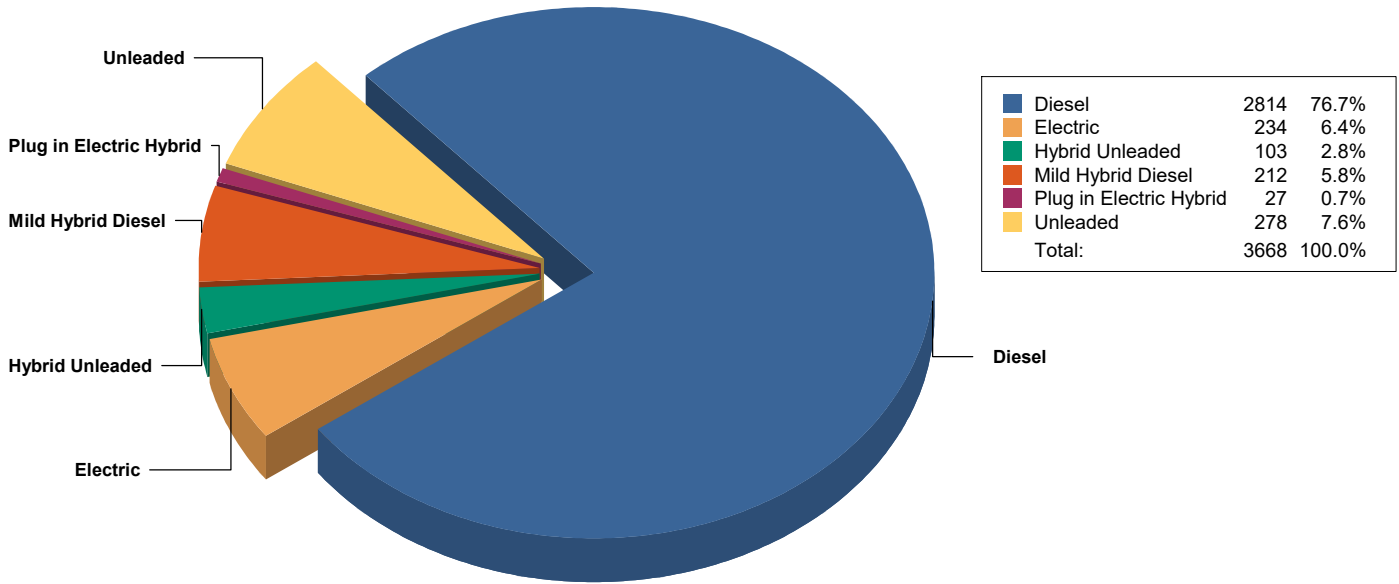
Following a full Fleet Category Review undertaken on August 9th 2019, 1 vehicle listed as 'Others' was reclassified as 'Vans' & 127 vehicles listed as 'Others' and 27 vehicles listed as '4x4' were reclassified as 'Cars'.

This Data is correct as of 28/02/2025 and will be updated as of 31/03/2025



Joint Resources Working Group as at 28/02/2025

Strength of Garda Fleet, broken down by Fuel Type as at 28/02/2025



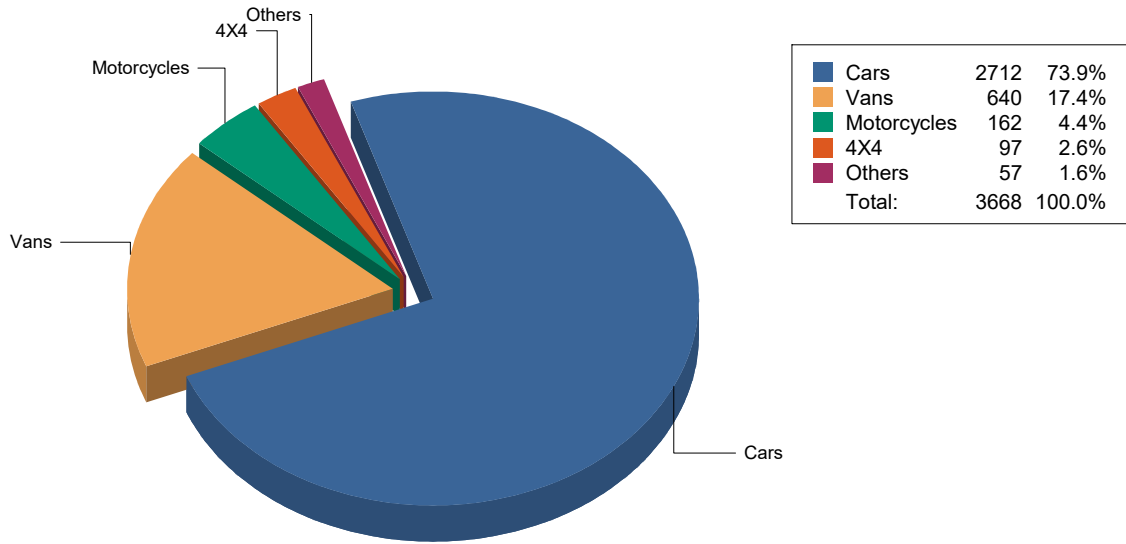
Following a full Fleet Category Review undertaken on August 9th 2019, 1 vehicle listed as 'Others' was reclassified as 'Vans' & 127 vehicles listed as 'Others' and 27 vehicles listed as '4x4' were reclassified as 'Cars'.

This Data is correct as of 28/02/2025 and will be updated as of 31/03/2025

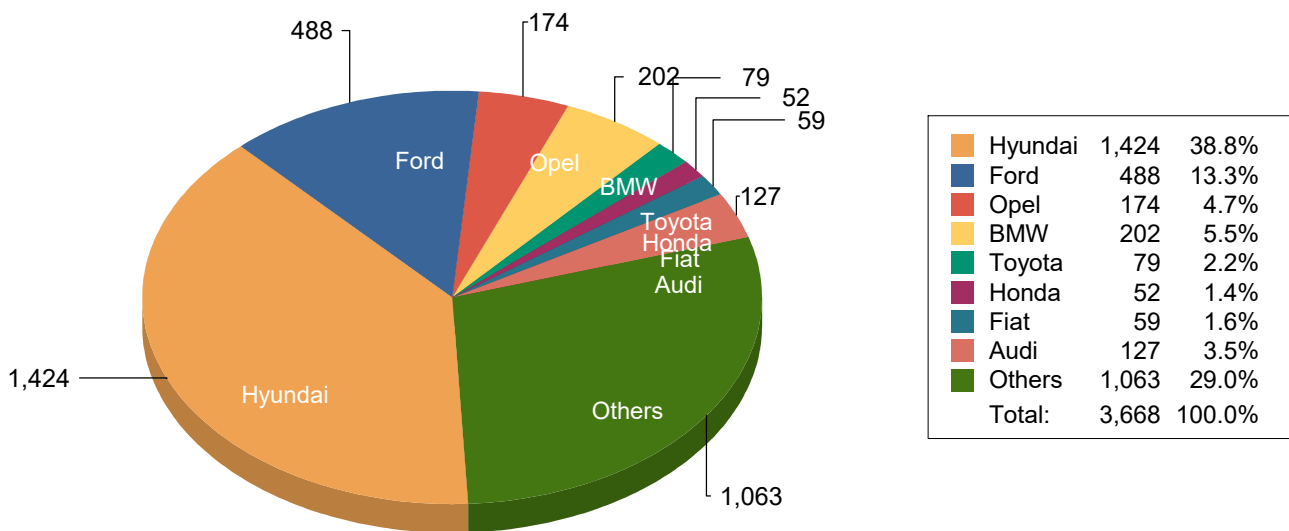


Joint Resources Working Group as at 28/02/2025

Strength of Garda Fleet, broken down by Type as at 28/02/2025



Strength of Garda Fleet, broken down by Make as at 28/02/2025



Following a full Fleet Category Review undertaken on August 9th 2019, 1 vehicle listed as 'Others' was reclassified as 'Vans' & 127 vehicles listed as 'Others' and 27 vehicles listed as '4x4' were reclassified as 'Cars'.

This Data is correct as of 28/02/2025 and will be updated as of 31/03/2025