



Garda Fleet Management Report as at 30/04/2024

Strength of Garda Fleet, broken down by Division & District as at 30/04/2024

Division / District	Cars			Vans	Motorcycles	4 x 4	Others	Total
	Marked	Unmarked	Total	Total	Total	Total	Total	
	1,053	1,605	2,658	565	139	102	52	
Total	1,053	1,605	2,658	565	139	102	52	3,516
ANGELSEA STREET	14	45	59	14	0	1	1	75
GURRANABRAHER	15	8	23	3	7	1	1	35
MAYFIELD	7	6	13	3	1	0	3	20
TOGHER	14	8	22	4	1	0	1	28
CORK CITY	50	67	117	24	9	2	6	158
BLACKROCK-W	21	17	38	5	1	1	0	45
DUNLAOGHAIRE-F	15	12	27	12	0	0	1	40
DMR EAST	36	29	65	17	1	1	1	85
BALBRIGGAN-Y	7	8	15	2	0	0	0	17
BALLYMUN	13	21	34	8	0	1	1	44
COOLOCK-R	10	14	24	3	0	0	0	27
RAHENY-J	10	15	25	3	0	0	0	28
DMR NORTH	40	58	98	16	0	1	1	116
BRIDEWELL	7	3	10	2	0	0	0	12
FITZGIBBON STREET	12	13	25	5	0	2	0	32
STORE STREET	18	14	32	7	0	1	1	41
DMR NORTH CENTRAL	37	30	67	14	0	3	1	85
CRUMLIN-G	10	9	19	8	0	0	0	27
TALLAGHT-M	15	20	35	6	0	1	1	43
TERENURE-P	10	8	18	3	0	1	0	22
DMR SOUTH	35	37	72	17	0	2	1	92
DONNYBROOK-E	10	7	17	7	0	0	0	24
KEVIN STREET-A	11	20	31	5	0	0	2	38
PEARSE STREET-B	7	10	17	8	0	0	0	25
DMR SOUTH CENTRAL	28	37	65	20	0	0	2	87
DMR TRAFFIC-DUBLIN CASTLE	11	5	16	4	43	2	0	65
DMR TRAFFIC	11	5	16	4	43	2	0	65
BLANCHARDSTOWN-K	16	29	45	6	0	0	1	52
CLONDALKIN-L	15	12	27	6	0	0	0	33
LUCAN-Q	11	14	25	3	0	0	4	32
DMR WEST	42	55	97	15	0	0	5	117
BALLYSHANNON	8	3	11	2	1	2	1	17
BUNCRANA	4	2	6	1	1	2	0	10
LETTERKENNY	14	12	26	8	2	2	0	38
MILFORD	7	4	11	3	0	1	0	15
DONEGAL	33	21	54	14	4	7	1	80
BALLINASLOE	5	2	7	1	0	0	0	8
CLIFDEN	3	1	4	1	0	0	0	5
GALWAY	24	33	57	21	4	1	1	84
LOUGHREA	4	2	6	3	0	0	0	9
SALTHILL	4	1	5	2	0	1	0	8
TUAM	7	3	10	1	2	0	0	13
GALWAY	47	42	89	29	6	2	1	127
KILLARNEY	7	4	11	3	0	0	0	14
LISTOWEL	7	2	9	1	0	0	0	10
TRALEE	20	12	32	11	3	1	1	48
KERRY	34	18	52	15	3	1	1	72
KILDARE	14	7	21	5	1	0	0	27
LEIXLIP	8	9	17	2	0	0	0	19
NAAS	14	9	23	7	1	1	1	33
KILDARE	36	25	61	14	2	1	1	79
CARLOW	15	2	17	4	1	0	0	22
KILKENNY	11	17	28	6	0	1	1	36
THOMASTOWN	8	14	22	7	0	1	0	30
KILKENNY/CARLOW	34	33	67	17	1	2	1	88
BIRR	4	1	5	1	0	0	0	6
PORTLAOISE	18	13	31	9	1	1	2	44
TULLAMORE	9	2	11	6	1	0	0	18
LAOIS-OFFALY	31	16	47	16	2	1	2	68

Following a full Fleet Category Review undertaken on August 9th 2019, 1 vehicle listed as 'Others' was reclassified as 'Vans' & 127 vehicles listed as 'Others' and 27 vehicles listed as '4x4' were reclassified as 'Cars'.

This Data is correct as of 30/04/2024 and will be updated as of 31/05/2024



Garda Fleet Management Report as at 30/04/2024

BRUFF	5	2	7	3	0	0	0	10
HENRY STREET LIMERICK	25	34	59	13	5	1	0	78
NEWCASTLEWEST	11	1	12	2	0	0	0	14
ROXBORO ROAD	9	3	12	2	0	0	3	17
LIMERICK	50	40	90	20	5	1	3	119
BALLYMOTE	10	2	12	2	1	1	0	16
LEITRIM	13	5	18	4	1	2	0	25
SLIGO	11	7	18	6	1	0	0	25
SLIGO-LEITRIM	34	14	48	12	3	3	0	66
DUNGARVAN	10	3	13	1	0	1	0	15
TRAMORE	6	3	9	2	1	1	0	13
WATERFORD	18	12	30	12	2	1	1	46
WATERFORD	34	18	52	15	3	3	1	74
NATIONAL & HEADQUARTERS UNITS	43	800	843	141	30	42	16	1,072
NATIONAL & HEADQUARTERS UNITS	43	800	843	141	30	42	16	1,072
CCO OFFICE	0	1	1	0	0	0	0	1
CHIEF CORPORATE OFFICE	0	1	1	0	0	0	0	1
CAHIR	12	3	15	1	1	1	0	18
CLONMEL	3	3	6	3	0	0	0	9
ENNIS	14	10	24	9	2	0	0	35
KILRUSH	8	4	12	2	0	1	0	15
NENAGH	7	3	10	1	0	0	0	11
THURLES	9	9	18	8	2	1	0	29
TIPPERARY	3	4	7	2	0	0	0	9
CLARE/TIPPERARY	56	36	92	26	5	3	0	126
BANDON	14	12	26	7	2	0	1	36
BANTRY	5	2	7	3	0	1	0	11
CLONAKILTY	7	3	10	2	0	0	0	12
FERMOY	11	10	21	4	2	0	0	27
MACROOM	12	4	16	1	0	1	1	19
MALLOW	11	6	17	2	1	0	0	20
MIDLETON	10	5	15	6	0	0	0	21
CORK COUNTY	70	42	112	25	5	2	2	146
FLEET MANAGEMENT	0	2	2	0	0	0	0	2
FLEET MANAGEMENT	0	2	2	0	0	0	0	2
ARDEE	6	4	10	3	0	0	0	13
BAILIEBORO	6	6	12	1	0	0	0	13
CARRICKMACROSS	7	2	9	2	0	3	0	14
CAVAN	14	4	18	2	1	2	0	23
DROGHEDA	13	9	22	4	2	1	1	30
DUNDALK	21	13	34	6	0	2	0	42
MONAGHAN	9	11	20	9	2	2	0	33
LOUTH/CAVAN/MONAGHAN	76	49	125	27	5	10	1	168
BALLINA	5	3	8	3	0	0	0	11
BELMULLET	0	0	0	1	0	1	0	2
CASTLEBAR	6	6	12	4	2	0	1	19
CASTLEREA	7	3	10	3	0	1	2	16
CLAREMORRIS	26	9	35	3	0	0	0	38
GRANARD	4	2	6	1	0	0	0	7
LONGFORD	8	4	12	2	1	0	0	15
ROSCOMMON	6	10	16	7	2	0	0	25
WESTPORT	4	2	6	3	0	0	0	9
MAYO/ROSCOMMON/LONGFORD	66	39	105	27	5	2	3	142
ASHBOURNE	15	7	22	3	2	1	0	28
ATHLONE	15	7	22	1	2	1	0	26
KELLS	8	2	10	1	0	0	0	11
MULLINGAR	18	20	38	7	0	1	1	47
NAVAN	10	8	18	6	0	0	0	24
TRIM	6	2	8	2	0	0	0	10
MEATH/WESTMEATH	72	46	118	20	4	3	1	146
BALTINGLASS	9	4	13	3	0	1	0	17
BRAY	14	8	22	4	1	1	0	28
ENNISCORTHY	10	6	16	2	1	1	0	20
NEW ROSS	4	4	8	2	0	0	0	10
WEXFORD	14	15	29	5	1	1	0	36
WICKLOW	7	8	15	4	0	4	1	24
WEXFORD/WICKLOW	58	45	103	20	3	8	1	135

Following a full Fleet Category Review undertaken on August 9th 2019, 1 vehicle listed as 'Others' was reclassified as 'Vans' & 127 vehicles listed as 'Others' and 27 vehicles listed as '4x4' were reclassified as 'Cars'.

This Data is correct as of 30/04/2024 and will be updated as of 31/05/2024



Garda Fleet Management Report as at 30/04/2024

Vehicles Removed from Fleet from 01/01/2024 to 30/04/2024 by Type as at 30/04/2024

	Cars			Vans	Motorcycles	4 x 4	Others	Total
	Marked	Unmarked	Total	Total	Total	Total	Total	
Total	15	15	30	1	1	1	1	34
April 2024	15	15	30	1	1	1	1	34

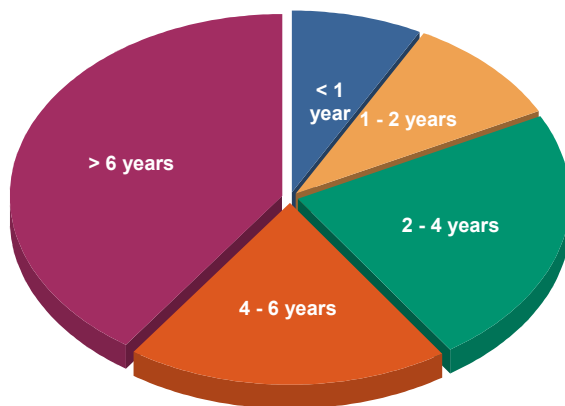
Vehicles Assigned to Fleet from 01/01/2024 to 30/04/2024 by Type as at 30/04/2024

	Cars			Vans	Motorcycles	4 x 4	Others	Total
	Marked	Unmarked	Total	Total	Total	Total	Total	
Total	45	42	87	37	4	2	0	130
January 2024	3	5	8	13	0	2	0	23
February 2024	4	11	15	15	1	0	0	31
March 2024	17	14	31	5	3	0	0	39
April 2024	21	12	33	4	0	0	0	37

Strength of Garda Fleet, broken down by Age as at 30/04/2024

	Cars	Vans	Motorcycles	4 x 4	Others	Total	% of Total
Total	2,658	565	139	102	52	3,516	100%
< 1 year	214	54	4	4		276	8%
1 - 2 years	292	32	12	2		338	10%
2 - 4 years	681	71	28	25	4	809	23%
4 - 6 years	532	115	5	16	13	681	19%
> 6 years	939	293	90	55	35	1,412	40%

Vehicle age is calculated from date of commission.



< 1 year	276	7.8%
1 - 2 years	338	9.6%
2 - 4 years	809	23.0%
4 - 6 years	681	19.4%
> 6 years	1,412	40.2%
Total:	3,516	100.0%

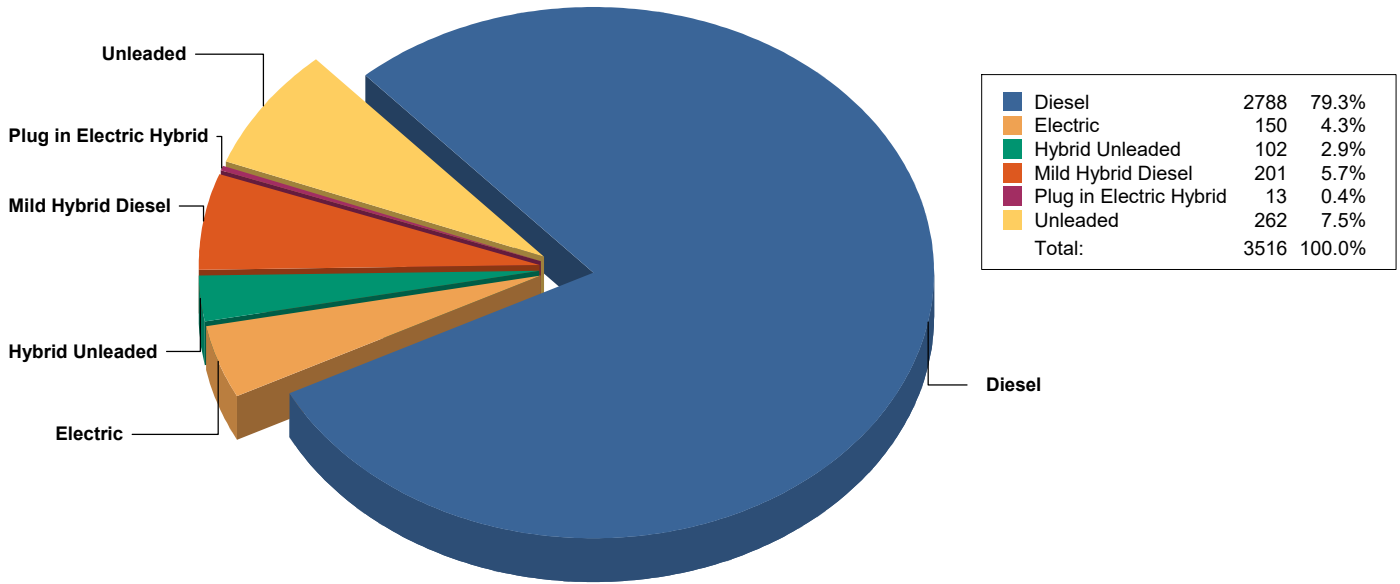
Following a full Fleet Category Review undertaken on August 9th 2019, 1 vehicle listed as 'Others' was reclassified as 'Vans' & 127 vehicles listed as 'Others' and 27 vehicles listed as '4x4' were reclassified as 'Cars'.

This Data is correct as of 30/04/2024 and will be updated as of 31/05/2024



Garda Fleet Management Report as at 30/04/2024

Strength of Garda Fleet, broken down by Fuel Type as at 30/04/2024



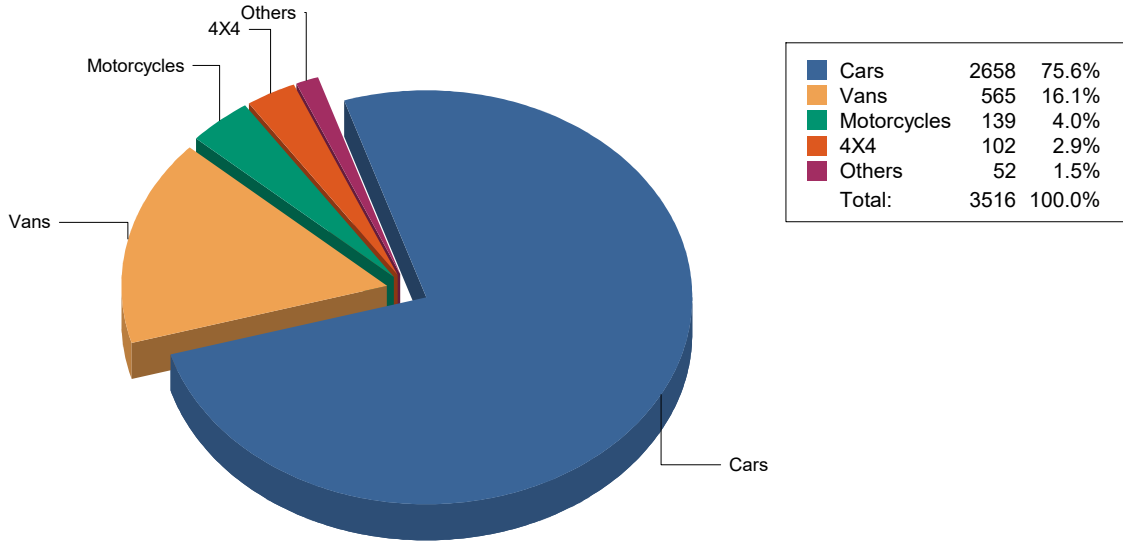
Following a full Fleet Category Review undertaken on August 9th 2019, 1 vehicle listed as 'Others' was reclassified as 'Vans' & 127 vehicles listed as 'Others' and 27 vehicles listed as '4x4' were reclassified as 'Cars'.

This Data is correct as of 30/04/2024 and will be updated as of 31/05/2024

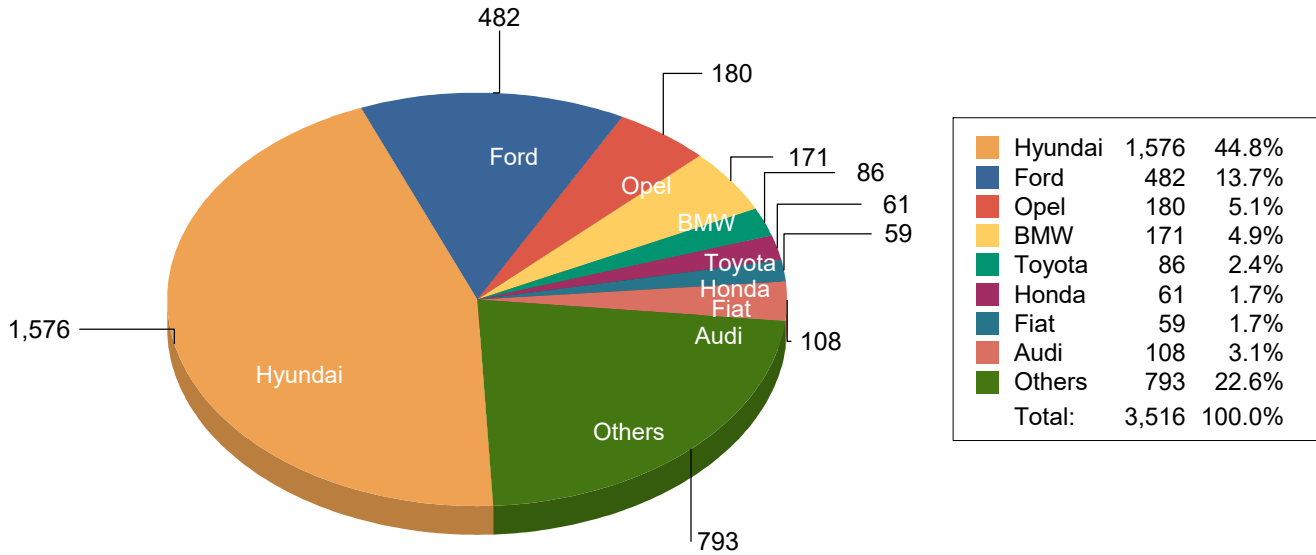


Garda Fleet Management Report as at 30/04/2024

Strength of Garda Fleet, broken down by Type as at 30/04/2024



Strength of Garda Fleet, broken down by Make as at 30/04/2024



Following a full Fleet Category Review undertaken on August 9th 2019, 1 vehicle listed as 'Others' was reclassified as 'Vans' & 127 vehicles listed as 'Others' and 27 vehicles listed as '4x4' were reclassified as 'Cars'.

This Data is correct as of 30/04/2024 and will be updated as of 31/05/2024