

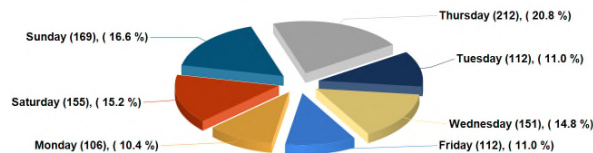


THIS DOCUMENT IS SELF CONTAINED AND SHOULD NOT BE COMPARED OR LINKED TO OTHER SOURCES. THE INFORMATION IS CORRECT AS OF May 30, 2024 at 6:56:26. PLEASE NOTE THIS IS AN AUTOMATED GENERATED REPORT. Each Incident may contain a number of Use of Force Deployments. This may be due to numerous Garda Members attending the incident or different equipment/tactics being utilised.

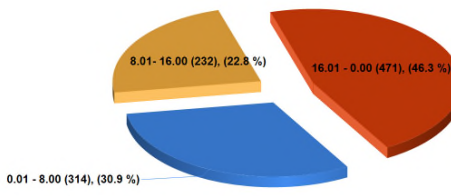
UoF deployments also include locations (breaching tools), animals (angry dog) & vehicles (stinger device)

TOTAL RECORDED USE OF FORCE (INCIDENTS)	Month	912	YTD	11,043
TOTAL RECORDED USE OF FORCE (DEPLOYMENTS)	Month	1017	YTD	11940
Number of Incidents on PULSE	Month	122,370	YTD	1,330,528
% of Incidents involving Use of Force	Month	0.7453%	YTD	0.8300%

Monthly number of UoF Deployments - Broken Down Per Day of Week

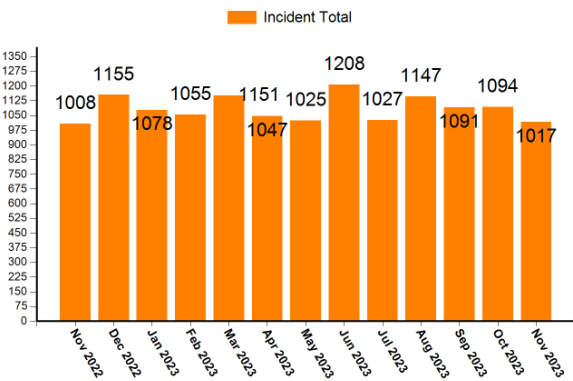


Monthly breakdown of times UoF Deployments occurred

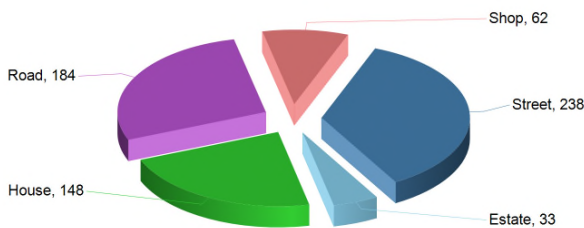


		Sun	Mon	Tue	Wed	Thu	Fri	Sat		00.01 to 8.00 YTD	8.01 to 16.00 YTD	16.01 to 0.00 YTD
2023	YTD	2162	1547	1433	1546	1563	1663	2026		3559	2751	5630
2022	YTD	2601	1615	1488	1562	1562	1822	2315		4092	2726	6147

Monthly number of UoF Deployments

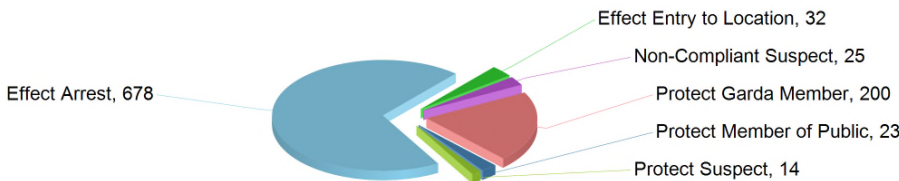


Top Monthly of Locations where UoF was Deployed

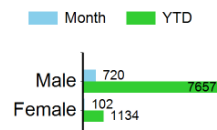


	Nov 2022	Dec 2022	Jan 2023	Feb 2023	Mar 2023	Apr 2023	May 2023	Jun 2023	Jul 2023	Aug 2023	Sep 2023	Oct 2023	Nov 2023	Estate	House	Road	Shop	Street
Total	1008	1155	1078	1055	1151	1047	1025	1208	1027	1147	1091	1094	1017	33	148	184	62	238

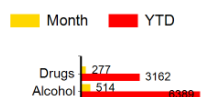
Top Reasons Use of Force was Deployed



Gender Subject To Force

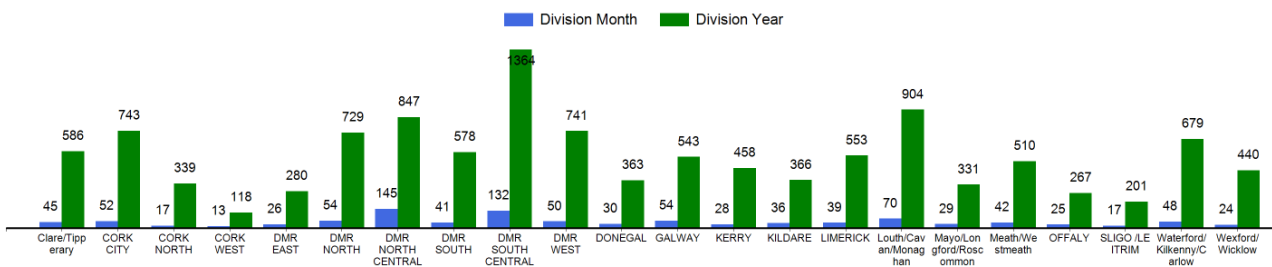


Number of UoF Incidents where Alcohol & Drugs were involved



	Effect Arrest	Protect Garda Member	Effect Entry to Location	Non-Compliant Suspect	Protect Member of Public	Protect Suspect	Carry Out Search	Armed Suspect	Other	Prevent Escape	Violent Person	Protect Property	Covid-19	Vehicle Failing to Stop
Month	678	200	32	25	23	14	11	10	9	9	5	1	0	0
YTD	8354	2116	375	279	170	173	144	76	65	118	48	6	0	16

Use of Force Divisional Deployment Statistics



	Clare/Tipperary	CORK CITY	CORK NORTH	CORK WEST	DMR EAST	DMR NORTH	DMR NORTH CENTRAL	DMR SOUTH	DMR SOUTH CENTRAL	DMR WEST	DONEGAL	GALWAY	KERRY	KILDARE	LIMERICK	Louth/Cavan/Monaghan	Mayo/Longford/Roscommon	Meath/Westmeath	OFFALY	SLIGO/LEITRIM	Waterford/Kilkenny/Carlow	Wexford/Wicklow
Month	45	52	17	13	26	54	145	41	132	50	30	54	28	36	39	29	42	25	17	48	24	24
YTD	586	743	339	118	280	729	847	578	1351	741	363	543	458	366	553	331	510	267	201	679	440	440
AVG	53.27	67.55	30.82	10.73	25.45	66.27	77.00	52.55	124.00	67.36	33.00	49.36	41.64	33.27	50.27	82.18	30.09	46.36	24.27	18.27	61.73	40.00

Civilians injured during UoF Incident

Month	YTD
23	290

Garda Members injured during UoF Incident

Month	YTD
29	316

Pepper Spray*

Month	YTD
94	946

Baton (Used)

Month	YTD
53	302

Handcuffs (Used)

Month	YTD
802	10095

Anti Spit Guard (Used)

Month	YTD
1	9

Unarmed Restraint Used

Month	YTD
144	2377

Taser (Used)

Month	YTD
3	35

Less Lethal Firearm

Month	YTD
0	7

Firearm (Used)**

Month	YTD
1	2

NOTES: This is operational information which may be subject to change. Previous monthly incident data totals reported may change and affect YTD figures. Use of Force Incidents can be created outside of the monthly parameters. *Use of Force incidents can include multiple persons subject to force **UoF deployment is also generated from information contained on the Garda Síochána PULSE system as per report issue date. ***UoF deployments also include locations (breaching tools), animals (angry dog) & vehicles (stinger device)