



# Reported Use of Force

# April 2024

THIS DOCUMENT IS SELF CONTAINED AND SHOULD NOT BE COMPARED OR LINKED TO OTHER SOURCES. THE INFORMATION IS CORRECT AS OF May 29, 2024 at 14:48:55. PLEASE NOTE THIS IS AN AUTOMATED GENERATED REPORT. Each Incident may contain a number of Use of Force Deployments. This may be due to numerous Garda Members attending the incident or different equipment/tactics being utilised.

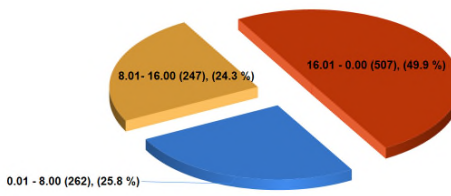
UoF deployments also include locations (breaching tools), animals (angry dog) & vehicles (stinger device)

<b>TOTAL RECORDED USE OF FORCE (INCIDENTS)</b>	<b>Month</b>	<b>934</b>	<b>YTD</b>	<b>3,923</b>
<b>TOTAL RECORDED USE OF FORCE (DEPLOYMENTS)</b>	<b>Month</b>	<b>1016</b>	<b>YTD</b>	<b>4246</b>
<b>Number of Incidents on PULSE</b>	<b>Month</b>	<b>123,021</b>	<b>YTD</b>	<b>486,672</b>
<b>% of Incidents involving Use of Force</b>	<b>Month</b>	<b>0.7592%</b>	<b>YTD</b>	<b>0.8061%</b>

### Monthly number of UoF Deployments - Broken Down Per Day of Week

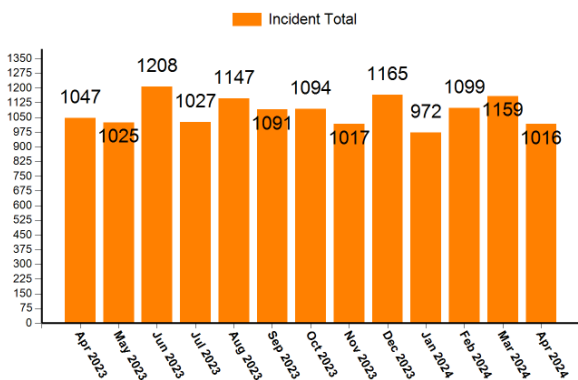


### Monthly breakdown of times UoF Deployments occurred

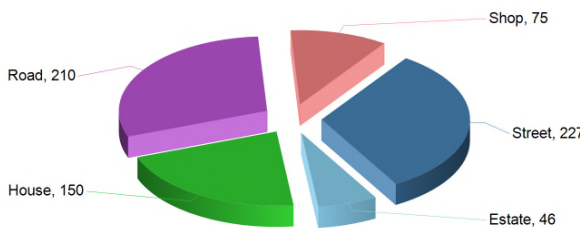


	Sun	Mon	Tue	Wed	Thu	Fri	Sat	00.01 to 8.00 YTD	8.01 to 16.00 YTD	16.01 to 0.00 YTD
2024 YTD	759	628	542	543	504	612	658	1213	999	2034
2023 YTD	795	520	534	525	549	665	743	1333	998	2000

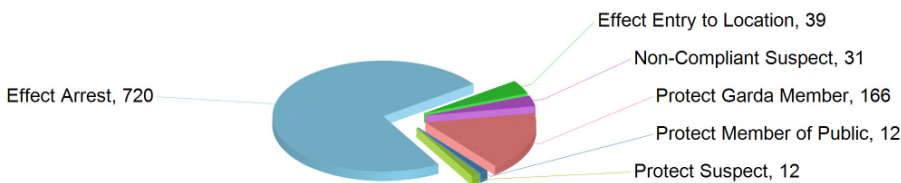
### Monthly number of UoF Deployments



### Top Monthly of Locations where UoF was Deployed

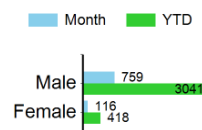


### Top Reasons Use of Force was Deployed



	Effect Arrest	Protect Garda Member	Effect Entry to Location	Non-Compliant Suspect	Protect Member of Public	Protect Suspect	Carry Out Search	Prevent Escape	Armed Suspect	Other	Vehicle Failing to Stop	Violent Person	Protect Property	Covid-19
Month	720	166	39	31	12	12	11	11	5	4	3	2	0	0
YTD	3022	704	144	114	55	55	40	42	24	26	6	13	1	0

### Gender Subject To Force

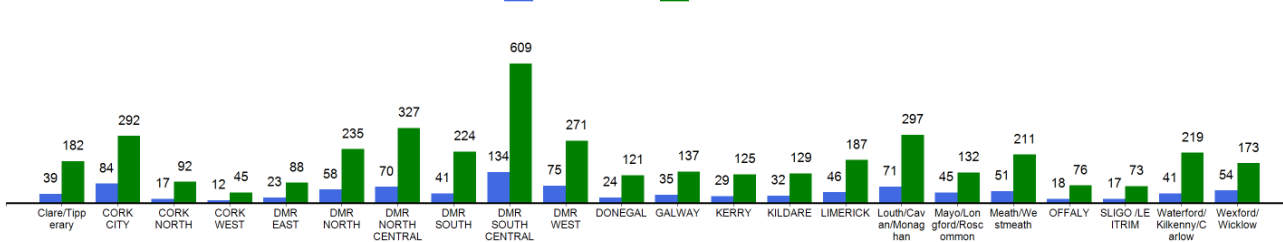


### Number of UoF Incidents where Alcohol & Drugs were involved



### Use of Force Divisional Deployment Statistics

Division Month (Blue), Division Year (Green)



	Clare/Tipperary	CORK CITY	CORK NORTH	CORK WEST	DMR EAST	DMR NORTH	DMR NORTH CENTRAL	DMR SOUTH	DMR SOUTH CENTRAL	DMR WEST	DONEGAL	GALWAY	KERRY	KILDARE	LIMERICK	Louth/Cavan/Monaghan/Roscommon	Mayo/Longford/Roscommon	Meath/Westmeath	OFFALY	SLIGO/LEITRIM	Waterford/Kilkenny/Cork/Wicklow	Wexford/Wicklow
Month	39	84	17	12	23	58	70	41	134	75	24	35	29	32	46	71	45	51	18	17	41	54
YTD	182	292	92	45	88	235	327	224	609	271	121	125	129	187	297	132	211	76	73	73	219	173
AVG	45.50	73.00	23.00	11.25	22.00	58.75	81.75	56.00	152.25	67.75	30.25	34.25	31.25	32.25	46.75	74.25	33.00	52.75	19.00	18.25	54.75	43.25

### Civilians injured during UoF Incident

Month	YTD
19	99

### Garda Members injured during UoF Incident

Month	YTD
18	76

### Pepper Spray\*

Month	YTD
85	399

### Baton (Used)

Month	YTD
20	106

### Handcuffs (Used)

Month	YTD
864	3634

### Anti Spit Guard (Used)

Month	YTD
1	3

### Unarmed Restraint Used

Month	YTD
160	792

### Taser (Used)

Month	YTD
1	8

### Less Lethal Firearm

Month	YTD
0	4

### Firearm (Used)\*\*

Month	YTD
0	1

NOTES: This is operational information which may be subject to change. Previous monthly incident data totals reported may change and affect YTD figures. Use of Force Incidents can be created outside of the monthly parameters. \*Use of Force incidents can include multiple persons subject to force \*\*This report is generated from information contained on the Garda Síochána PULSE system as per report issue date. \*\*\*UoF deployments also include locations (breaching tools), animals (angry dog) & vehicles (stinger device)