

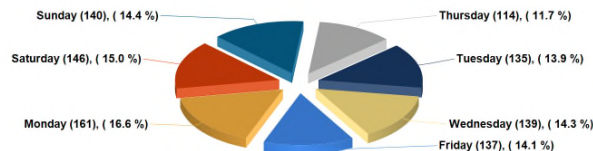


THIS DOCUMENT IS SELF CONTAINED AND SHOULD NOT BE COMPARED OR LINKED TO OTHER SOURCES. THE INFORMATION IS CORRECT AS OF May 30, 2024 at 6:53:29. PLEASE NOTE THIS IS AN AUTOMATED GENERATED REPORT. Each Incident may contain a number of Use of Force Deployments. This may be due to numerous Garda Members attending the incident or different equipment/tactics being utilised.

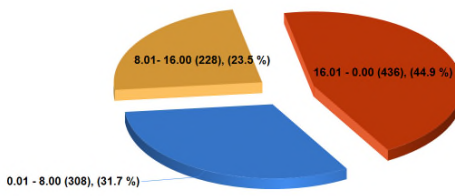
UoF deployments also include locations (breaching tools), animals (angry dog) & vehicles (stinger device)

| | | | | |
|--------------------------------------------------|--------------|----------------|------------|----------------|
| TOTAL RECORDED USE OF FORCE (INCIDENTS) | Month | 893 | YTD | 893 |
| TOTAL RECORDED USE OF FORCE (DEPLOYMENTS) | Month | 972 | YTD | 972 |
| Number of Incidents on PULSE | Month | 119,186 | YTD | 119,186 |
| % of Incidents involving Use of Force | Month | 0.7492% | YTD | 0.7492% |

Monthly number of UoF Deployments - Broken Down Per Day of Week

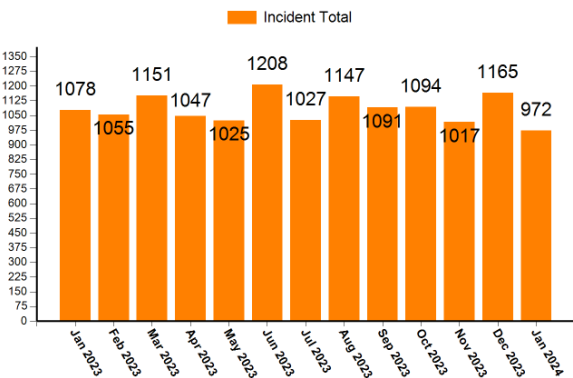


Monthly breakdown of times UoF Deployments occurred

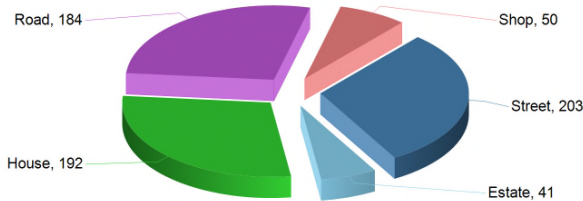


| | Sun | Mon | Tue | Wed | Thu | Fri | Sat | 00.01 to 8.00 YTD | 8.01 to 16.00 YTD | 16.01 to 0.00 YTD |
|----------|-----|-----|-----|-----|-----|-----|-----|-------------------|-------------------|-------------------|
| 2024 YTD | 140 | 161 | 135 | 139 | 114 | 137 | 146 | 308 | 228 | 436 |
| 2023 YTD | 260 | 145 | 152 | 130 | 121 | 139 | 131 | 355 | 237 | 486 |

Monthly number of UoF Deployments

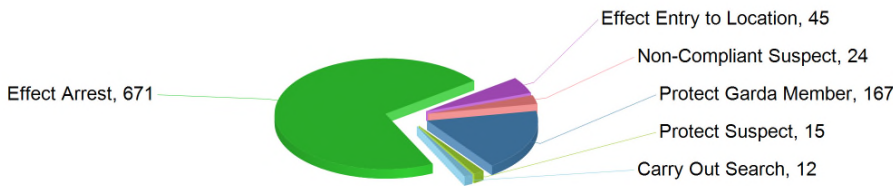


Top Monthly of Locations where UoF was Deployed



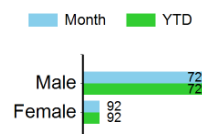
| | Jan 2023 | Feb 2023 | Mar 2023 | Apr 2023 | May 2023 | Jun 2023 | Jul 2023 | Aug 2023 | Sep 2023 | Oct 2023 | Nov 2023 | Dec 2023 | Jan 2024 | Estate | House | Road | Shop | Street |
|-------|----------|----------|----------|----------|----------|----------|----------|----------|----------|----------|----------|----------|----------|--------|-------|------|------|--------|
| Total | 1078 | 1055 | 1151 | 1047 | 1025 | 1208 | 1027 | 1147 | 1091 | 1094 | 1017 | 1165 | 972 | 41 | 192 | 184 | 50 | 203 |

Top Reasons Use of Force was Deployed



| | Effect Arrest | Protect Garda Member | Effect Entry to Location | Non-Compliant Suspect | Protect Suspect | Carry Out Search | Prevent Escape | Other | Protect Member of Public | Armed Suspect | Violent Person | Vehicle Failing to Stop | Protect Property | Covid-19 |
|-------|---------------|----------------------|--------------------------|-----------------------|-----------------|------------------|----------------|-------|--------------------------|---------------|----------------|-------------------------|------------------|----------|
| Month | 671 | 167 | 45 | 24 | 15 | 12 | 11 | 9 | 9 | 6 | 2 | 1 | 0 | 0 |
| YTD | 671 | 167 | 45 | 24 | 15 | 12 | 11 | 9 | 9 | 6 | 2 | 1 | 0 | 0 |

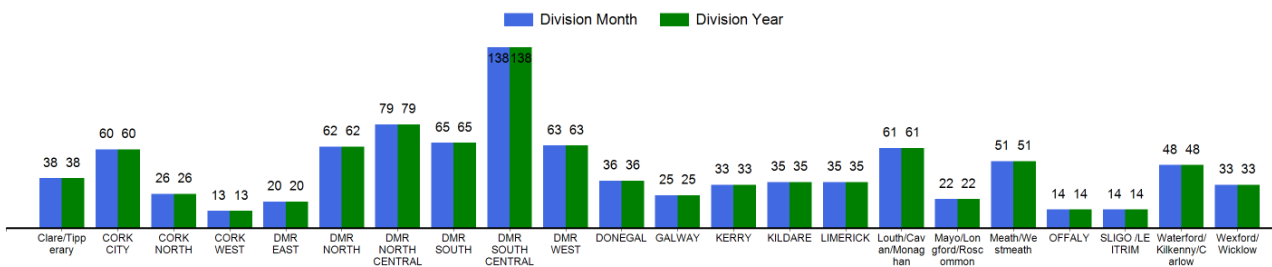
Gender Subject To Force



Number of UoF Incidents where Alcohol & Drugs were involved



Use of Force Divisional Deployment Statistics



| | Clare/Tipperary | CORK CITY | CORK NORTH | CORK WEST | DMR EAST | DMR NORTH | DMR NORTH CENTRAL | DMR SOUTH | DMR SOUTH CENTRAL | DMR WEST | DONEGAL | GALWAY | KERRY | KILDARE | LIMERICK | Louth/Cavan/Monaghan | Mayo/Longford/Roscommon | Meath/Westmeath | OFFALY | SLIGO/LEITRIM | Waterford/Kilkenny/Carlow | Wexford/Wicklow | | |
|-------|-----------------|-----------|------------|-----------|----------|-----------|-------------------|-----------|-------------------|----------|---------|--------|-------|---------|----------|----------------------|-------------------------|-----------------|--------|---------------|---------------------------|-----------------|-------|-------|
| Month | 38 | 60 | 26 | 13 | 20 | 62 | 79 | 65 | 138 | 63 | 36 | 25 | 33 | 35 | 35 | 35 | 35 | 61 | 22 | 51 | 14 | 14 | 48 | 33 |
| YTD | 38 | 60 | 26 | 13 | 20 | 62 | 79 | 65 | 138 | 63 | 36 | 25 | 33 | 35 | 35 | 35 | 35 | 61 | 22 | 51 | 14 | 14 | 48 | 33 |
| AVG | 38.00 | 60.00 | 26.00 | 13.00 | 20.00 | 62.00 | 79.00 | 65.00 | 138.00 | 63.00 | 36.00 | 25.00 | 33.00 | 35.00 | 35.00 | 35.00 | 35.00 | 61.00 | 22.00 | 51.00 | 14.00 | 14.00 | 48.00 | 33.00 |

Civilians injured during UoF Incident



Garda Members injured during UoF Incident



Pepper Spray*



Baton (Used)



Handcuffs (Used)



Anti Spit Guard (Used)




Unarmed Restraint Used



Taser (Used)



Less Lethal Firearm



Firearm (Used)**



NOTES: This is operational information which may be subject to change. Previous monthly incident data totals reported may change and affect YTD figures. Use of Force Incidents can be created outside of the monthly parameters. *Use of Force incidents can include multiple persons subject to force **This report is generated from information contained on the Garda Síochána PULSE system as per report issue date. ***UoF deployments also include locations (breaching tools), animals (angry dog) & vehicles (stinger device)