



Reported Use of Force

June 2023

THIS DOCUMENT IS SELF CONTAINED AND SHOULD NOT BE COMPARED OR LINKED TO OTHER SOURCES. THE INFORMATION IS CORRECT AS OF May 30, 2024 at 7:14:48. PLEASE NOTE THIS IS AN AUTOMATED GENERATED REPORT. Each Incident may contain a number of Use of Force Deployments. This may be due to numerous Garda Members attending the incident or different equipment/tactics being utilised.

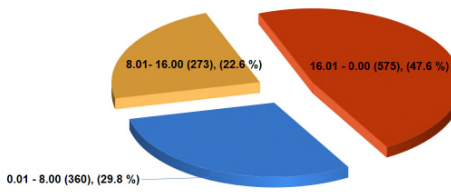
UoF deployments also include locations (breaching tools), animals (angry dog) & vehicles (stinger device)

TOTAL RECORDED USE OF FORCE (INCIDENTS)	Month	1,113	YTD	6,074
TOTAL RECORDED USE OF FORCE (DEPLOYMENTS)	Month	1208	YTD	6564
Number of Incidents on PULSE	Month	123,702	YTD	716,424
% of Incidents involving Use of Force	Month	0.8997%	YTD	0.8478%

Monthly number of UoF Deployments - Broken Down Per Day of Week



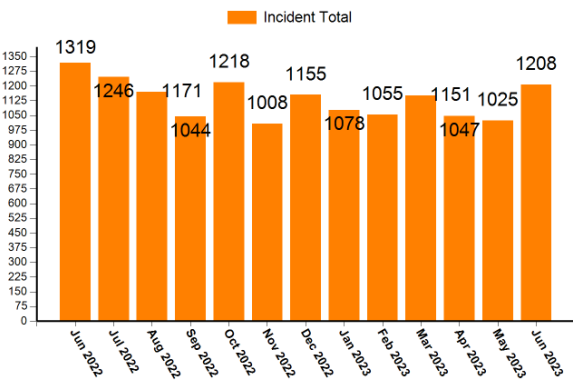
Monthly breakdown of times UoF Deployments occurred



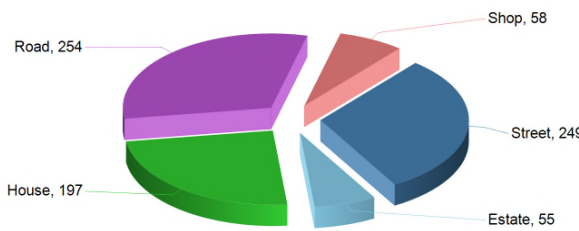
	Sun	Mon	Tue	Wed	Thu	Fri	Sat
2023 YTD	1193	866	796	822	827	951	1109
2022 YTD	1489	838	836	856	898	1013	1348

	00.01 to 8.00 YTD	8.01 to 16.00 YTD	16.01 to 0.00 YTD
2023	1978	1539	3047
2022	2317	1442	3519

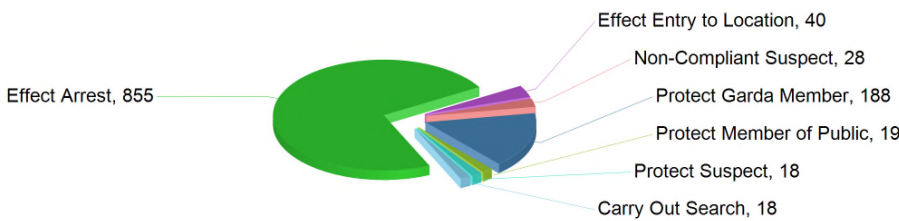
Monthly number of UoF Deployments



Top Monthly of Locations where UoF was Deployed

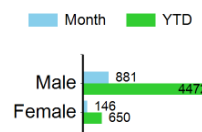


Top Reasons Use of Force was Deployed

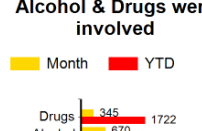


	Effect Arrest	Protect Garda Member	Effect Entry to Location	Non-Compliant Suspect	Protect Member of Public	Carry Out Search	Protect Suspect	Violent Person	Prevent Escape	Armed Suspect	Other	Vehicle Failing to Stop	Protect Property	Covid-19
Month	855	188	40	28	19	18	18	16	12	8	5	1	0	0
YTD	4554	1167	219	155	94	92	105	31	67	39	32	7	2	0

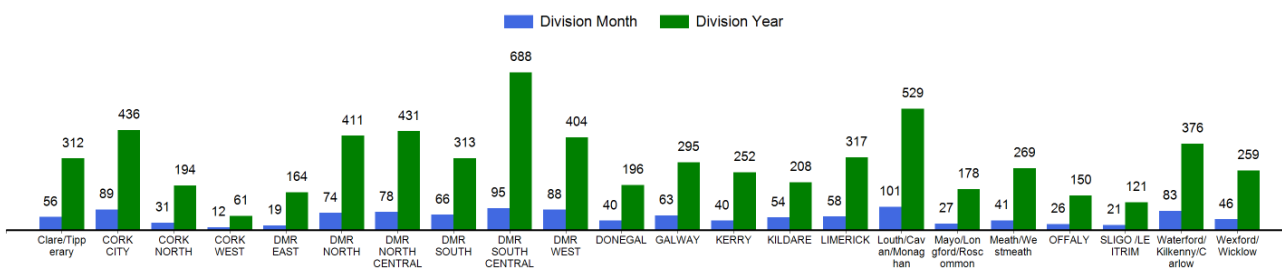
Gender Subject To Force



Number of UoF Incidents where Alcohol & Drugs were involved



Use of Force Divisional Deployment Statistics



	Clare/Tipperary	CORK CITY	CORK NORTH	CORK WEST	DMR EAST	DMR NORTH	DMR NORTH CENTRAL	DMR SOUTH	DMR SOUTH CENTRAL	DMR WEST	DONEGAL	GALWAY	KERRY	KILDARE	LIMERICK	Louth/Cavan/An Monaghan	Mayo/Londonderry/Roscommon	Meath/Wexford	OFFALY	SLIGO/LEITRIM	Waterford/Kilkenny/Cork/Wicklow	Wexford/Wicklow
Month	56	89	31	12	19	74	78	66	95	88	40	63	40	54	101	27	41	26	21	83	46	
YTD	312	436	194	61	164	411	431	313	688	404	196	295	252	208	317	529	178	269	150	121	376	259
AVG	52.00	72.67	32.33	10.17	27.33	68.50	71.83	52.17	114.67	67.33	32.67	49.17	42.00	34.67	52.83	88.17	29.67	44.83	25.00	20.17	62.67	43.17

NOTES: This is operational information which may be subject to change. Previous monthly incident data totals reported may change and affect YTD figures. Use of Force Incidents can be created outside of the monthly parameters. *Use of Force incidents can include multiple persons subject to force **This report is generated from information contained on the Garda Síochána PULSE system as per report issue date. ***UoF deployments also include locations (breaching tools), animals (angry dog) & vehicles (stinger device)