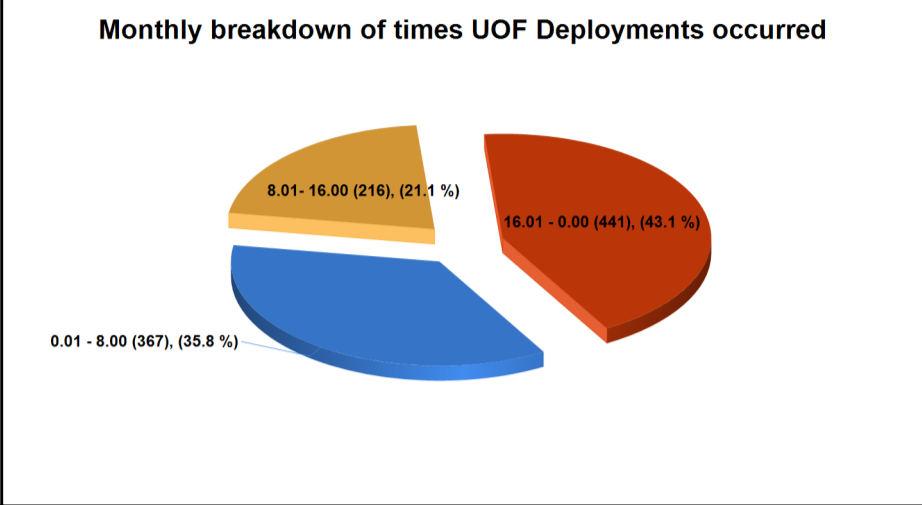
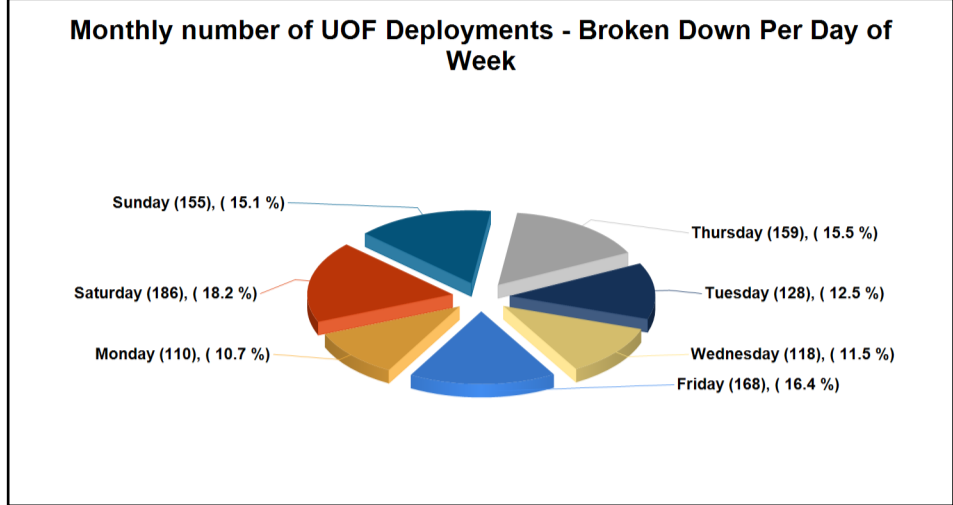




THIS DOCUMENT IS SELF CONTAINED AND SHOULD NOT BE COMPARED OR LINKED TO OTHER SOURCES. THE INFORMATION IS CORRECT AS OF January 2, 2023 at 18:14:18. PLEASE NOTE THIS IS AN AUTOMATED GENERATED REPORT. Each Incident may contain a number of Use of Force Deployments. This may be due to numerous Garda Members attending the incident or different equipment/tactics being utilised.

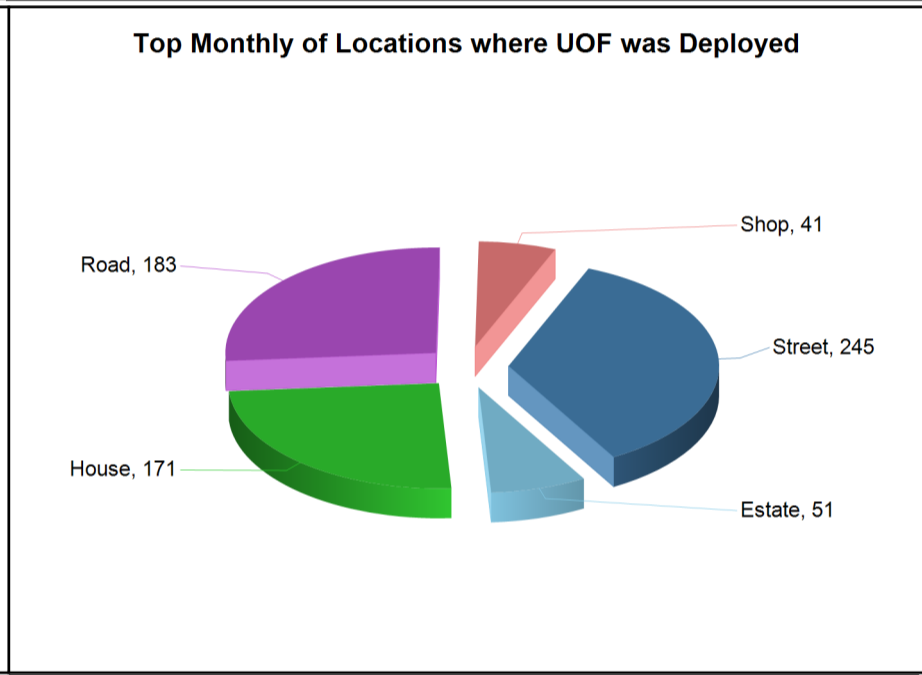
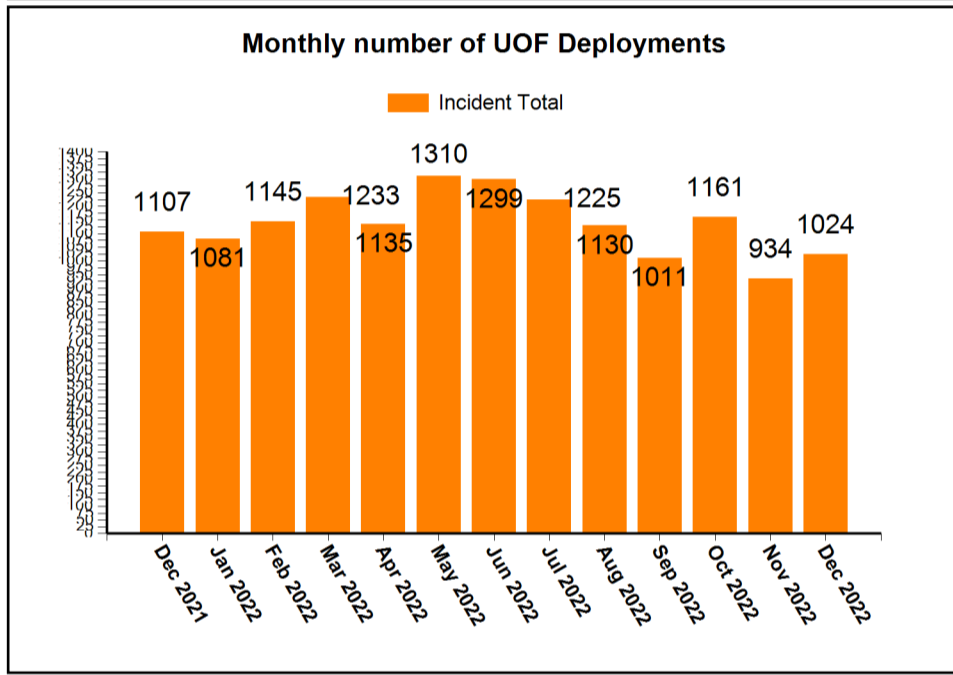
TOTAL RECORDED USE OF FORCE (INCIDENTS)	Month	964	YTD	12,808
TOTAL RECORDED USE OF FORCE (DEPLOYMENTS)	Month	1024	YTD	13688
Number of Incidents on PULSE	Month	97,882	YTD	1,388,591
% of Incidents involving Use of Force	Month	0.9849%	YTD	0.9224%

Note: Use of Force options can also be deployed against locations (breaching tools), animals (dangerous dog), and vehicles (stinger device).



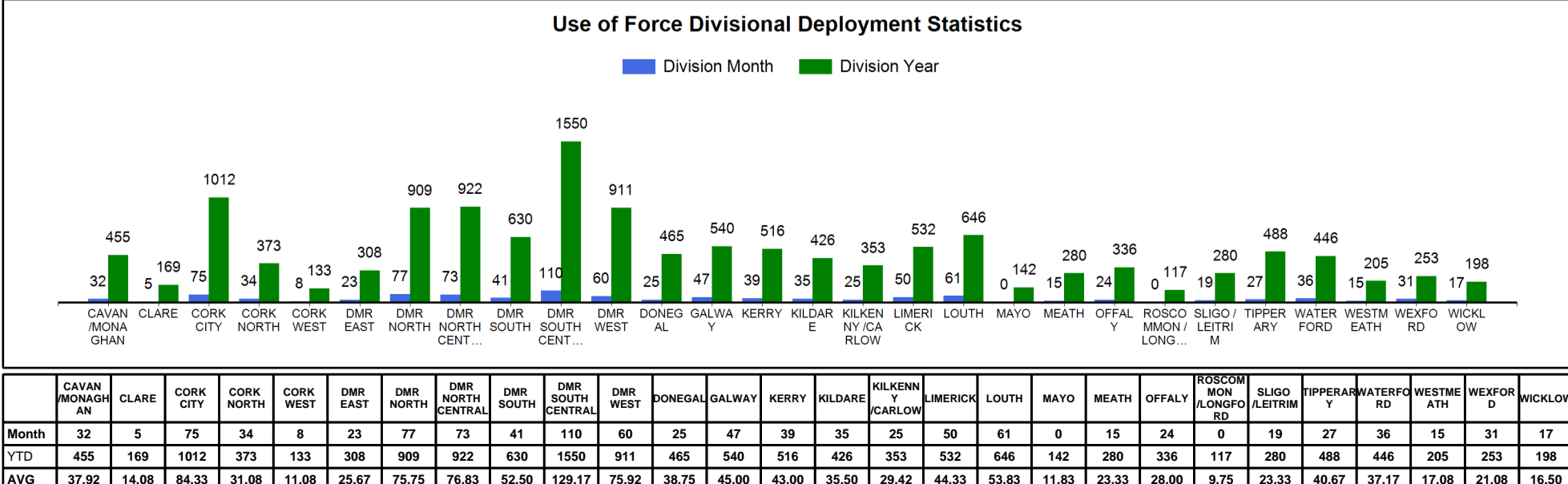

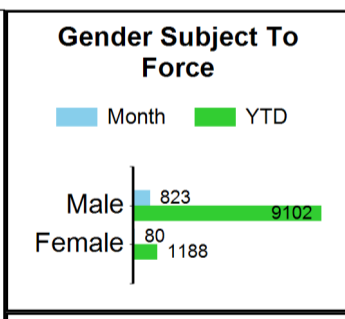
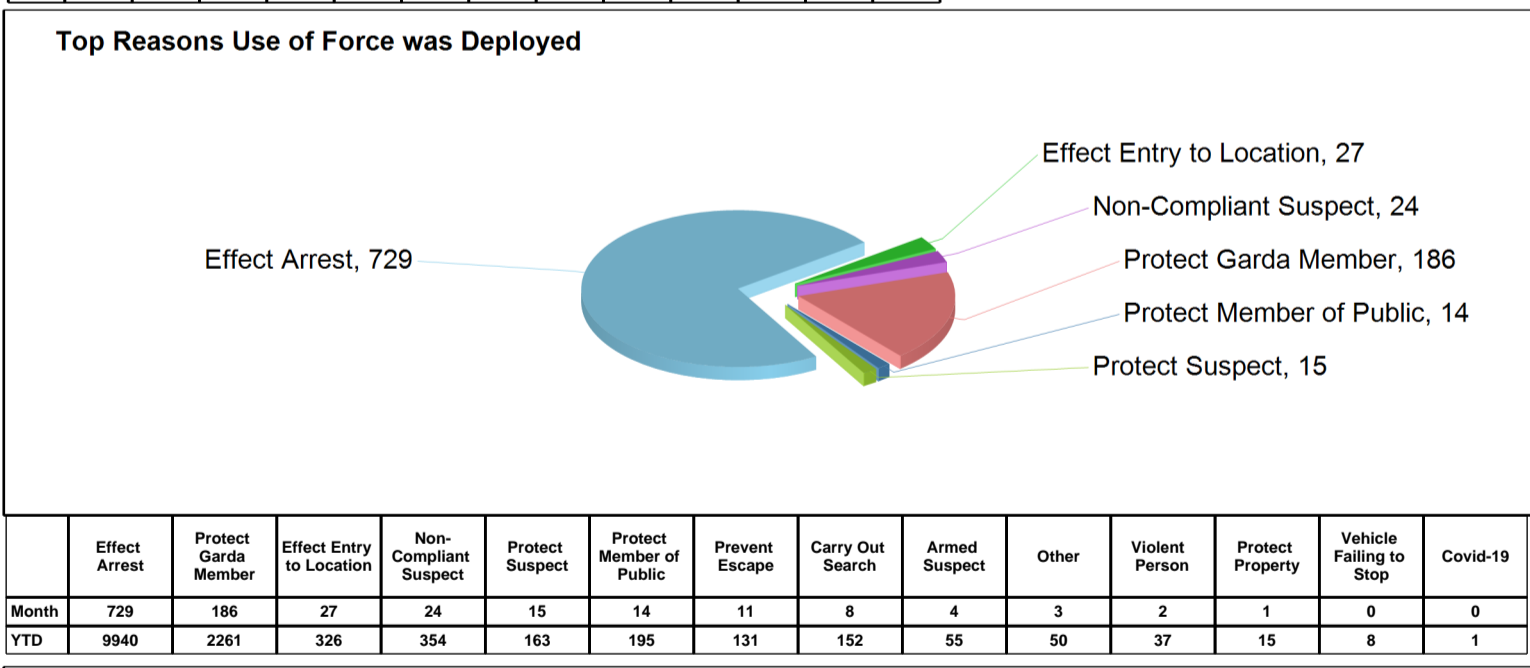
	Sun	Mon	Tue	Wed	Thu	Fri	Sat
2022 YTD	2714	1678	1571	1638	1689	1941	2457
2021 YTD	1112	810	686	788	795	897	1043

	00.01 to 8.00 YTD	8.01 to 16.00 YTD	16.01 to 0.00 YTD
2022	4389	2843	6456
2021	1786	1352	2993



	Dec 2021	Jan 2022	Feb 2022	Mar 2022	Apr 2022	May 2022	Jun 2022	Jul 2022	Aug 2022	Sep 2022	Oct 2022	Nov 2022	Dec 2022
Total	1107	1081	1145	1233	1135	1310	1299	1225	1130	1011	1161	934	1024

	Estate	House	Road	Shop	Street
Total	51	171	183	41	245



NOTES: This is operational information which may be subject to change. Previous monthly incident data totals reported may change and affect YTD figures. Use of Force Incidents can be created outside of the monthly parameters. *Use of Force incidents can include multiple persons subject to force as per report issue date. **UoF deployments also include locations (breaching tools), animals (angry dog) & vehicles (stinger device)

Civilians injured during UOF Incident

Month	YTD
26	325

Garda Members injured during UOF Incident

Month	YTD
8	292

Pepper Spray*

Month	YTD
67	937

Baton (Used)

Month	YTD
14	255

Handcuffs (Used)

Month	YTD
888	11871

Anti Spit Guard (Used)

Month	YTD
2	23

Unarmed Restraint Used

Month	YTD
199	2841

Taser (Used)

Month	YTD
1	24

Non Lethal Firearm

Month	YTD
2	5

Firearm (Used)**

Month	YTD
0	0