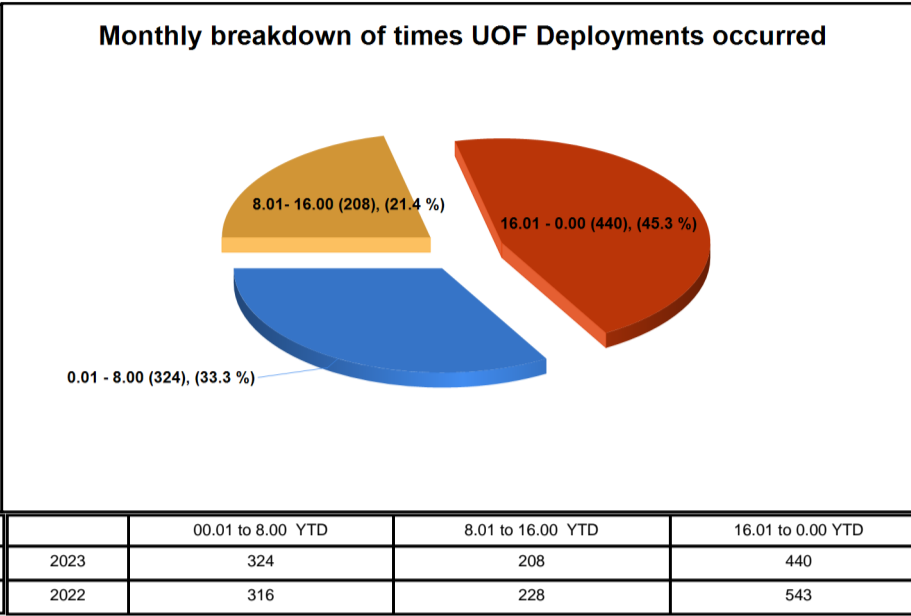
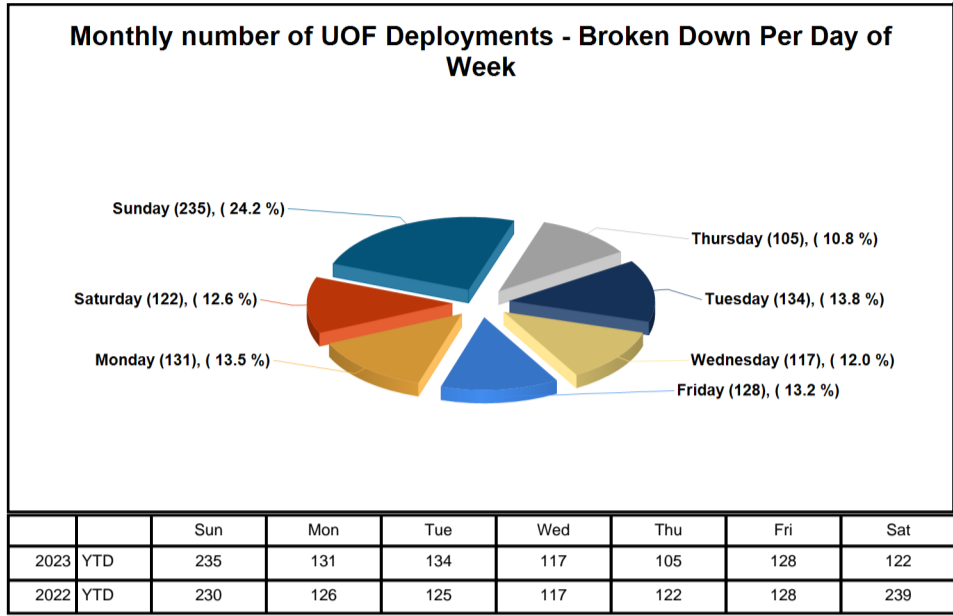




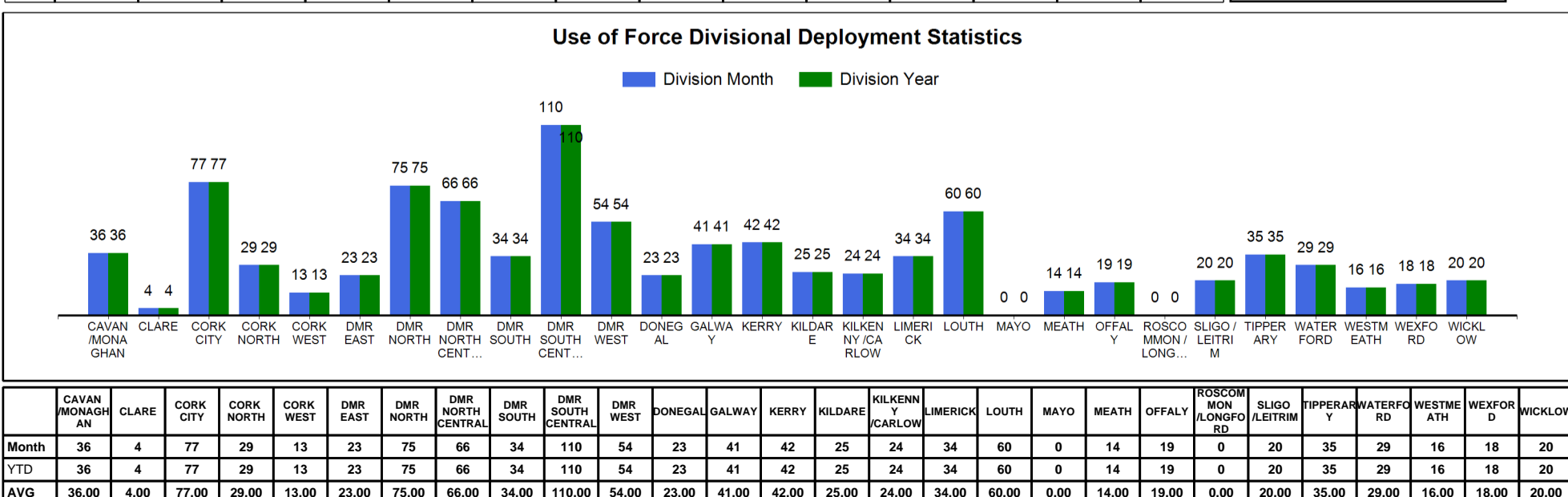
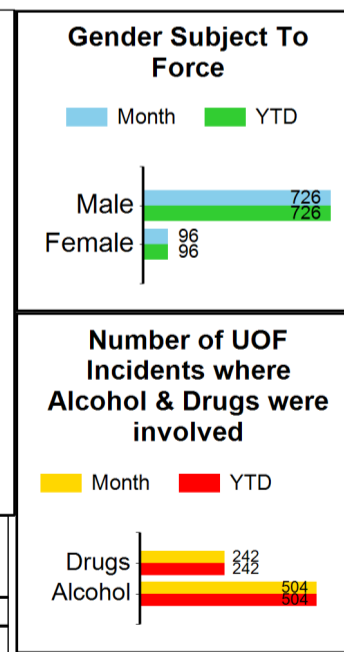
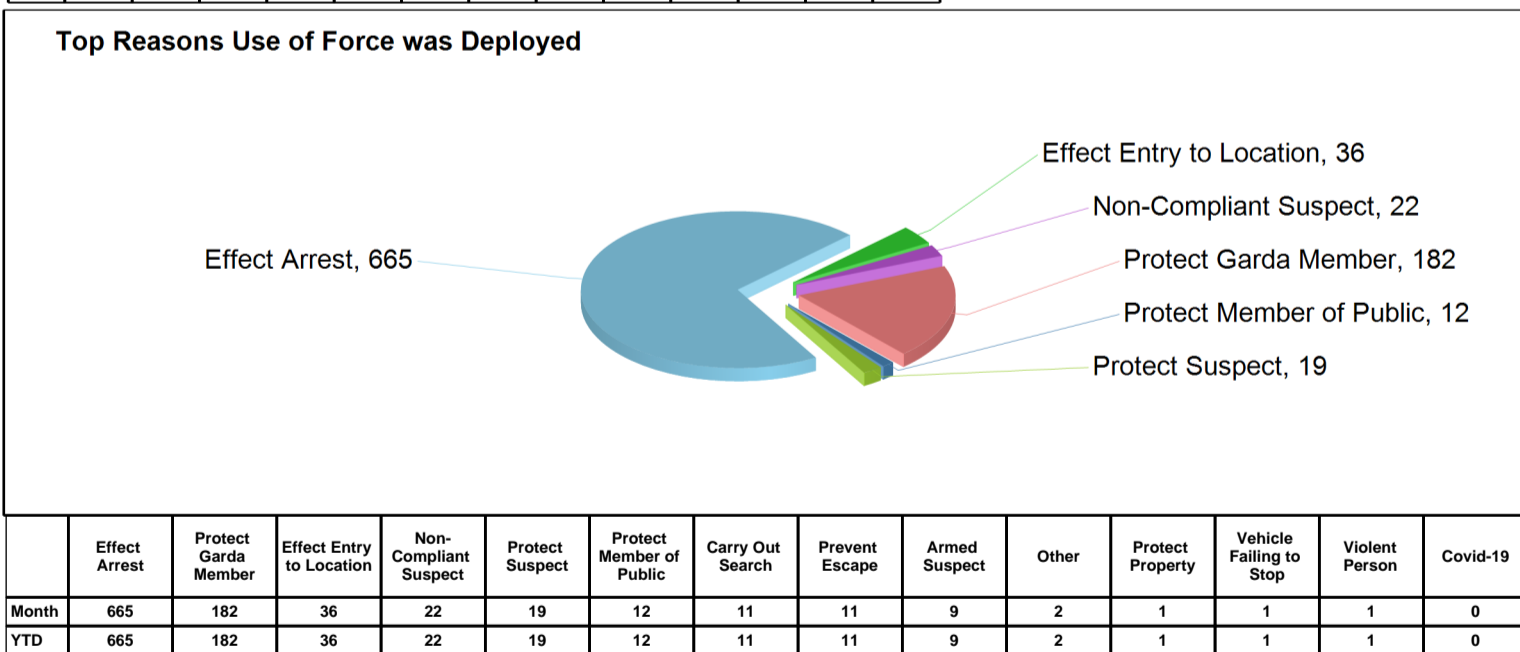
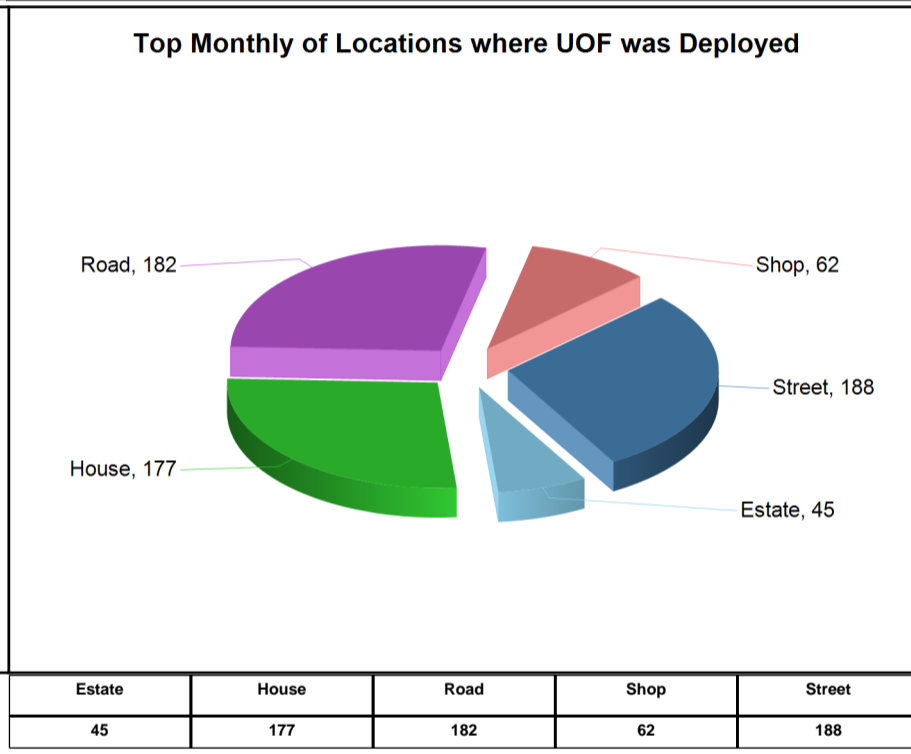
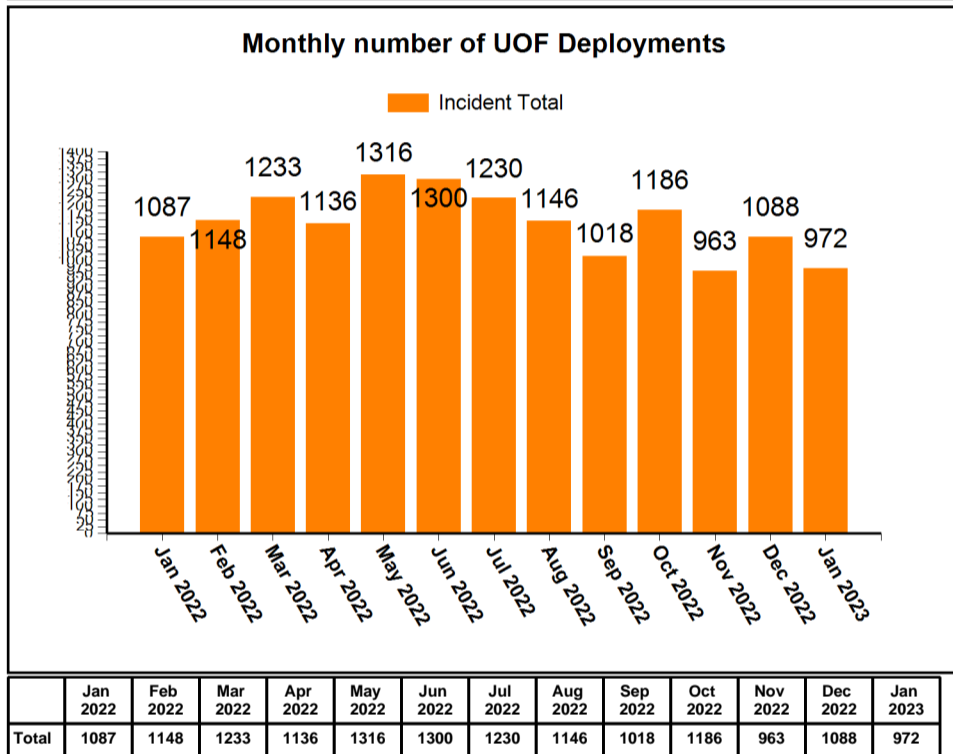
THIS DOCUMENT IS SELF CONTAINED AND SHOULD NOT BE COMPARED OR LINKED TO OTHER SOURCES. THE INFORMATION IS CORRECT AS OF February 7, 2023 at 13:10:37. PLEASE NOTE THIS IS AN AUTOMATED GENERATED REPORT. Each Incident may contain a number of Use of Force Deployments. This may be due to numerous Garda Members attending the incident or different equipment/tactics being utilised..

<b>TOTAL RECORDED USE OF FORCE (INCIDENTS)</b>	<b>Month</b>	<b>901</b>	<b>YTD</b>	<b>901</b>
<b>TOTAL RECORDED USE OF FORCE (DEPLOYMENTS)</b>	<b>Month</b>	<b>972</b>	<b>YTD</b>	<b>972</b>
<b>Number of Incidents on PULSE</b>	<b>Month</b>	<b>105,600</b>	<b>YTD</b>	<b>105,600</b>
<b>% of Incidents involving Use of Force</b>	<b>Month</b>	<b>0.8532%</b>	<b>YTD</b>	<b>0.8532%</b>

Note: Use of Force options can also be deployed against locations (breaching tools), animals (dangerous dog), and vehicles (stinger device).



<b>Civilians injured during UOF Incident</b>	Month	YTD
	24	24
<b>Garda Members injured during UOF Incident</b>	Month	YTD
	18	18
<b>Pepper Spray*</b>	Month	YTD
	51	51
<b>Baton (Used)</b>	Month	YTD
	26	26
<b>Handcuffs (Used)</b>	Month	YTD
	822	822
<b>Anti Spit Guard (Used)</b>	Month	YTD
	0	0
<b>Unarmed Restraint Used</b>	Month	YTD
	157	157
<b>Taser (Used)</b>	Month	YTD
	0	0
<b>Non Lethal Firearm</b>	Month	YTD
	0	0
<b>Firearm (Used)**</b>	Month	YTD
	0	0



NOTES: This is operational information which may be subject to change. Previous monthly incident data totals reported may change and affect YTD figures. Use of Force Incidents can be created outside of the monthly parameters. \*Use of Force incidents can include multiple persons subject to force \*\*This report is generated from information contained on the Garda Síochána PULSE system as per report issue date. \*\*\*UoF deployments also include locations (breaching tools), animals (angry dog) & vehicles (stinger device)