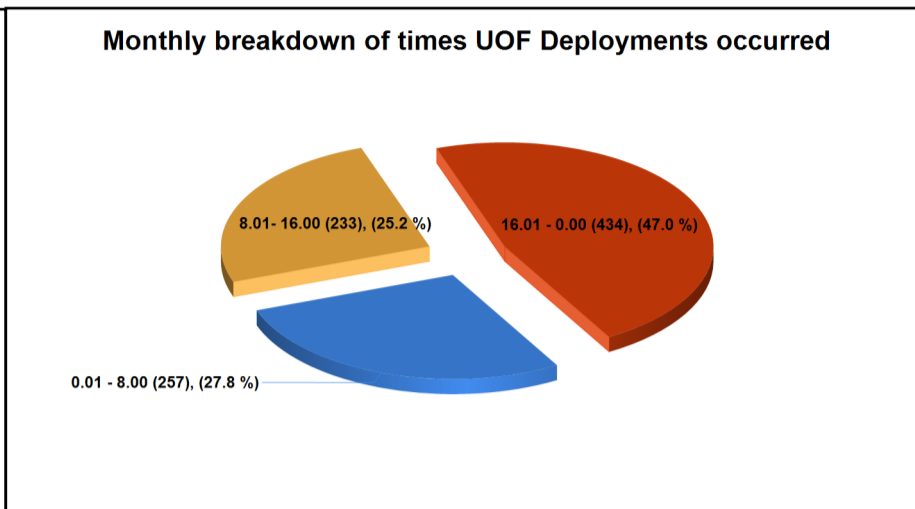
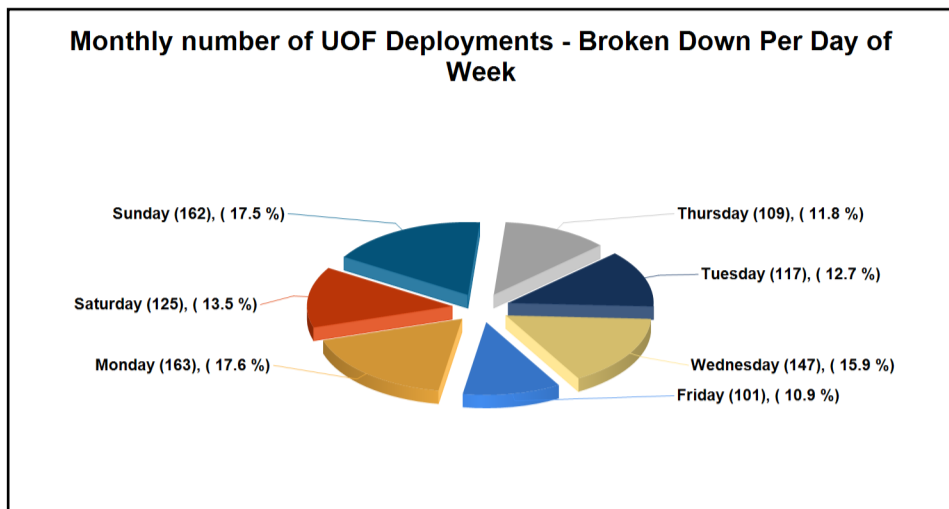




THIS DOCUMENT IS SELF CONTAINED AND SHOULD NOT BE COMPARED OR LINKED TO OTHER SOURCES. THE INFORMATION IS CORRECT AS OF June 6, 2023 at 14:57:37. PLEASE NOTE THIS IS AN AUTOMATED GENERATED REPORT. Each Incident may contain a number of Use of Force Deployments. This may be due to numerous Garda Members attending the incident or different equipment/tactics being utilised.

UoF deployments also include locations (breaching tools), animals (angry dog) & vehicles (stinger device)

TOTAL RECORDED USE OF FORCE (INCIDENTS)	Month	849	YTD	4,694
TOTAL RECORDED USE OF FORCE (DEPLOYMENTS)	Month	924	YTD	5062
Number of Incidents on PULSE	Month	109,956	YTD	563,878
% of Incidents involving Use of Force	Month	0.7721%	YTD	0.8324%



	Sun	Mon	Tue	Wed	Thu	Fri	Sat	00.01 to 8.00 YTD	8.01 to 16.00 YTD	16.01 to 0.00 YTD
2023 YTD	936	661	625	639	629	730	842	1550	1169	2343
2022 YTD	1246	671	680	672	737	843	1094	1909	1171	2863

Civilians injured during UOF Incident

Month	YTD
16	121

Garda Members injured during UOF Incident

Month	YTD
15	103

Pepper Spray*

Month	YTD
82	385

Baton (Used)

Month	YTD
19	112

Handcuffs (Used)

Month	YTD
762	4325

Anti Spit Guard (Used)

Month	YTD
2	6

Unarmed Restraint Used

Month	YTD
186	1008

Taser (Used)

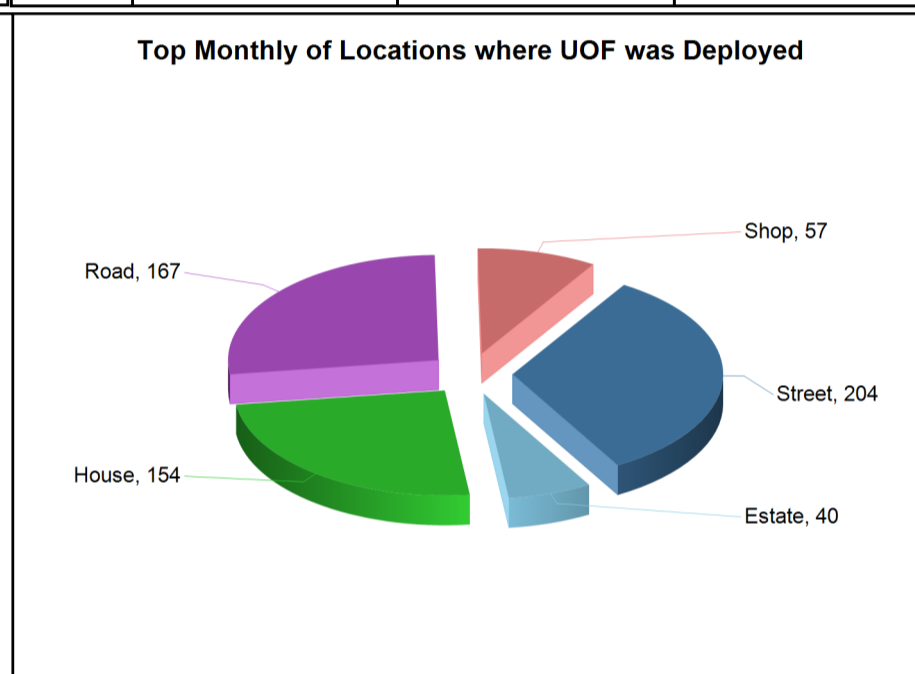
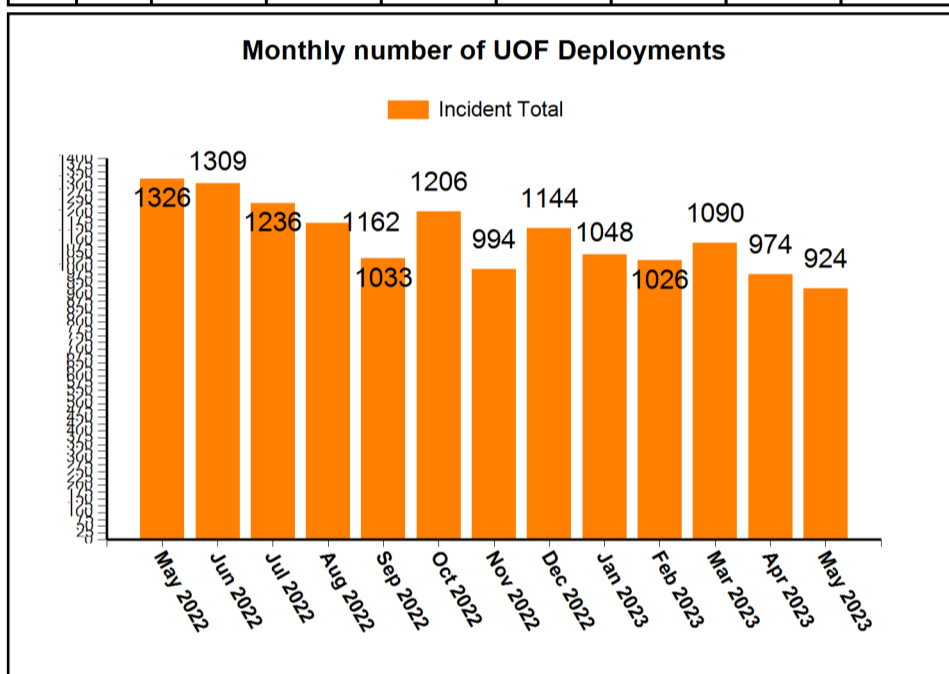
Month	YTD
2	7

Less Lethal Firearm

Month	YTD
1	3

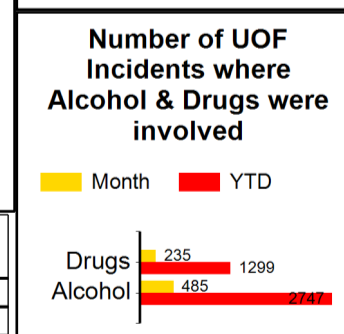
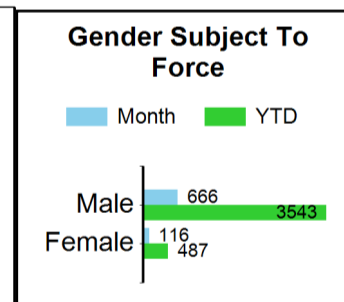
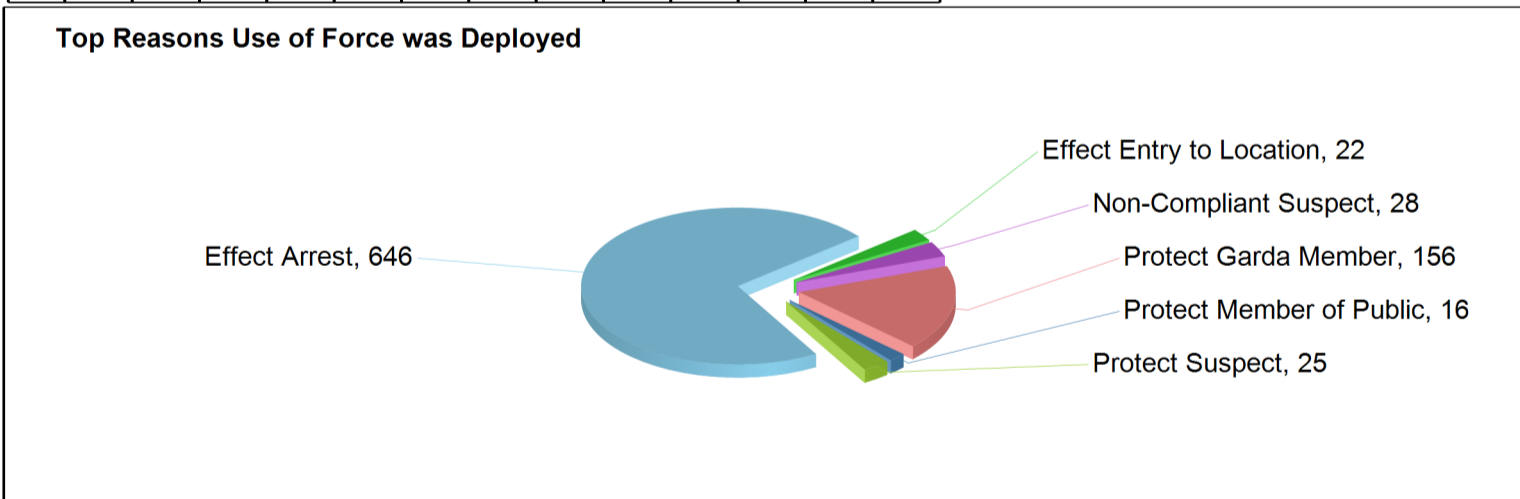
Firearm (Used)**

Month	YTD
0	1

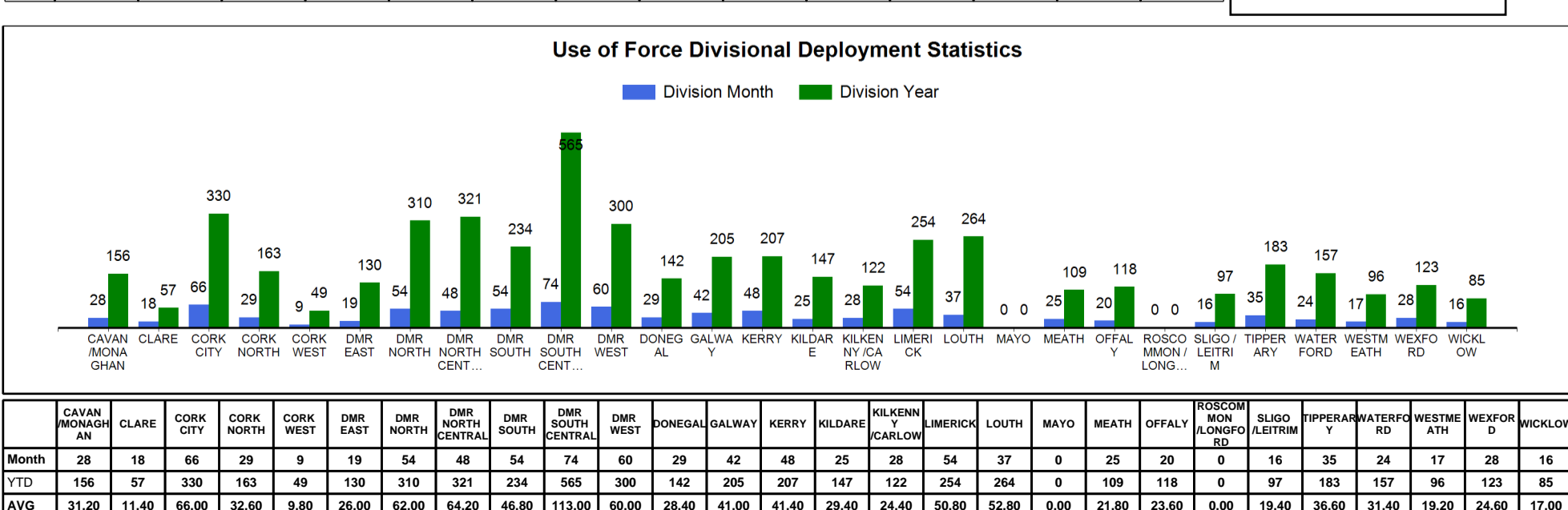


	May 2022	Jun 2022	Jul 2022	Aug 2022	Sep 2022	Oct 2022	Nov 2022	Dec 2022	Jan 2023	Feb 2023	Mar 2023	Apr 2023	May 2023
Total	1326	1309	1236	1162	1033	1206	994	1144	1048	1026	1090	974	924

	Estate	House	Road	Shop	Street
Total	40	154	167	57	204



	Effect Arrest	Protect Garda Member	Non-Compliant Suspect	Protect Suspect	Effect Entry to Location	Protect Member of Public	Armed Suspect	Prevent Escape	Carry Out Search	Other	Vehicle Failing to Stop	Covid-19	Violent Person	Protect Property
Month	646	156	28	25	22	16	11	7	6	4	3	0	0	0
YTD	3508	933	119	87	150	72	30	49	67	26	6	0	13	2



NOTES: This is operational information which may be subject to change. Previous monthly incident data totals reported may change and affect YTD figures. Use of Force Incidents can be created outside of the monthly parameters. *Use of Force incidents can include multiple persons subject to force **This report is generated from information contained on the Garda Síochána PULSE system as per report issue date. ***UoF deployments also include locations (breaching tools), animals (angry dog) & vehicles (stinger device)

	CAVAN/MONAGHAN	CLARE	CORK CITY	CORK NORTH	CORK WEST	DMR EAST	DMR NORTH	DMR NORTH CENTRAL	DMR SOUTH	DMR SOUTH CENTRAL	DMR WEST	DONEGAL	GALWAY	KERRY	KILDARE	KILKENNY/CARLOW	LIMERICK	LOUTH	MAYO	MEATH	OFFALY	ROSCOMMON/LEITRIM/LONGFORD	SLIGO/LEITRIM	TIPPERARY	WATERFORD	WESTMEATH	WEXFORD	WICKLOW
Month	28	18	66	29	9	19	54	48	54	74	60	29	42	48	25	28	54	37	0	25	20	0	16	35	24	17	28	16
YTD	156	57	330	163	49	130	310	321	234	565	300	142	205	207	147	122	254	264	0	109	118	0	97	183	157	96	123	85
AVG	31.20	11.40	66.00	32.60	9.80	26.00	62.00	64.20	46.80	113.00	60.00	28.40	41.00	41.40	29.40	24.40	50.80	52.80	0.00	21.80	23.60	0.00	19.40	36.60	31.40	19.20	24.60	17.00