

AGS Crime Incident Data Quality Metrics – May 2023 Update

AGS has created an initial set of data quality metrics which will be published monthly.

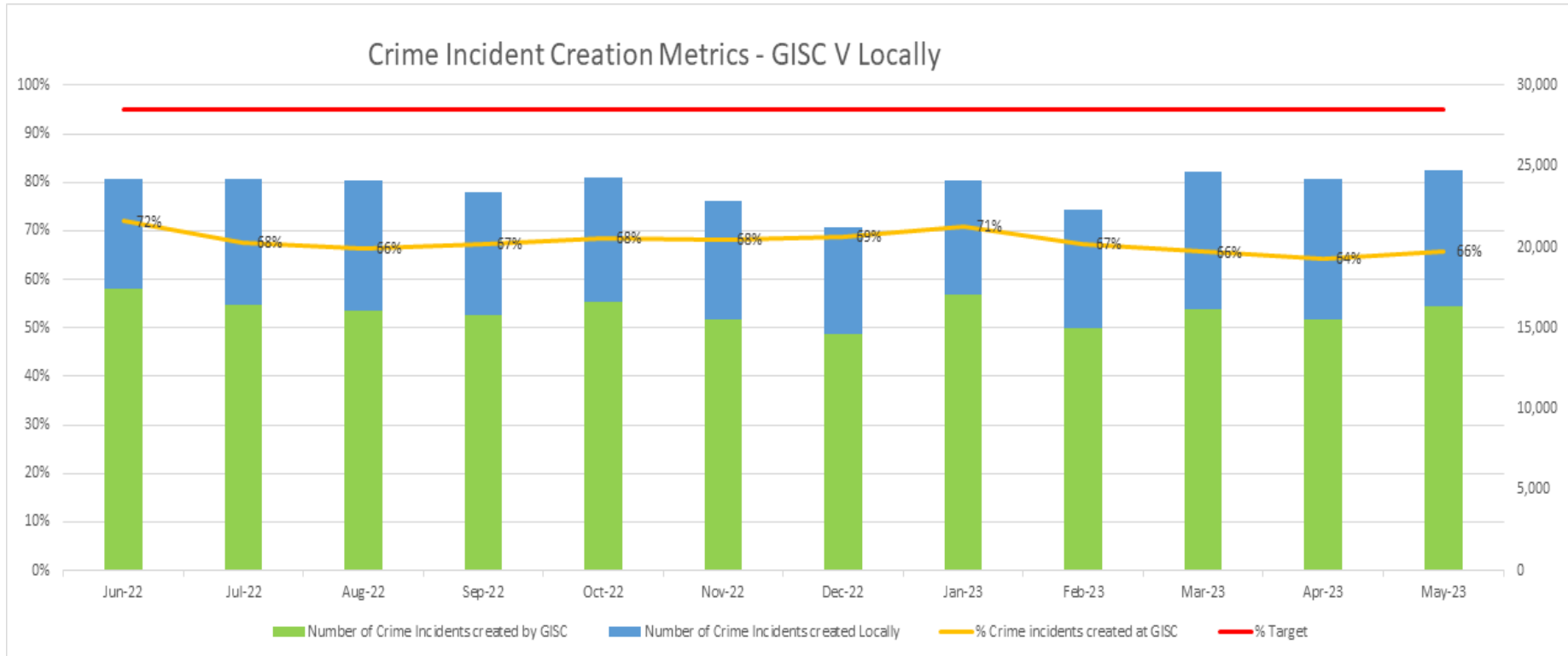
These metrics together with our PULSE data quality framework are intended to inform users of Crime statistics about the quality of the underlying PULSE data. It should be noted that the Central Statistics Office (CSO) produce and disseminate official statistics on recorded crimes.

This publication of quality metrics is another important milestone in the implementation of our data quality strategy.

There are six metrics being published at this stage. These figures are operational and subject to change.

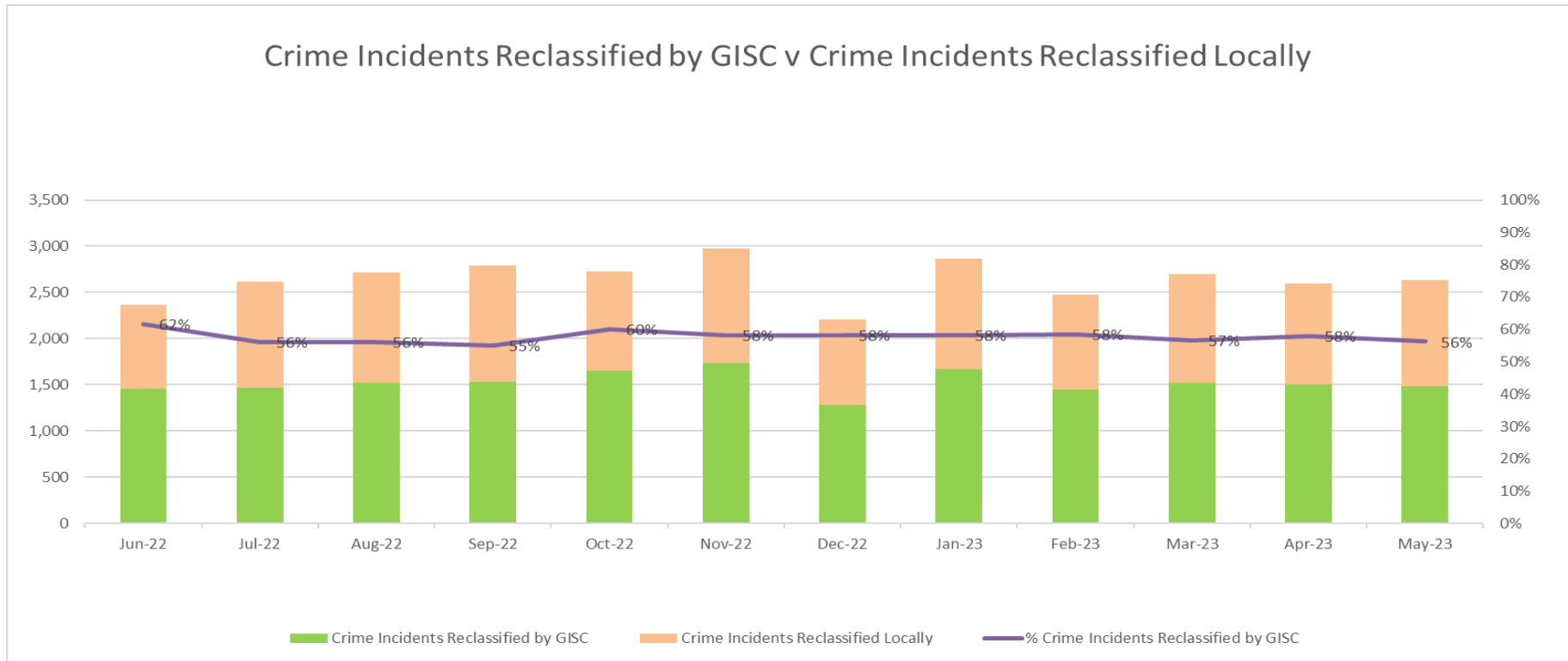
1. Data Quality Incident Creation.

The incident creation process, as outlined in the Crime Recording Document, published [here](#), summarises the process for the recording of Crime Incidents. The organisational goal is for the Garda Information Services Centre (GISC) to create > 95% of Crime Incidents. The below metrics outline the % and numbers of Crime Incidents created at GISC versus locally at Garda stations by Garda Members. Note this figure includes the update to the CAD skeleton Incident. The Crime Counting Rules are not applied to these figures.



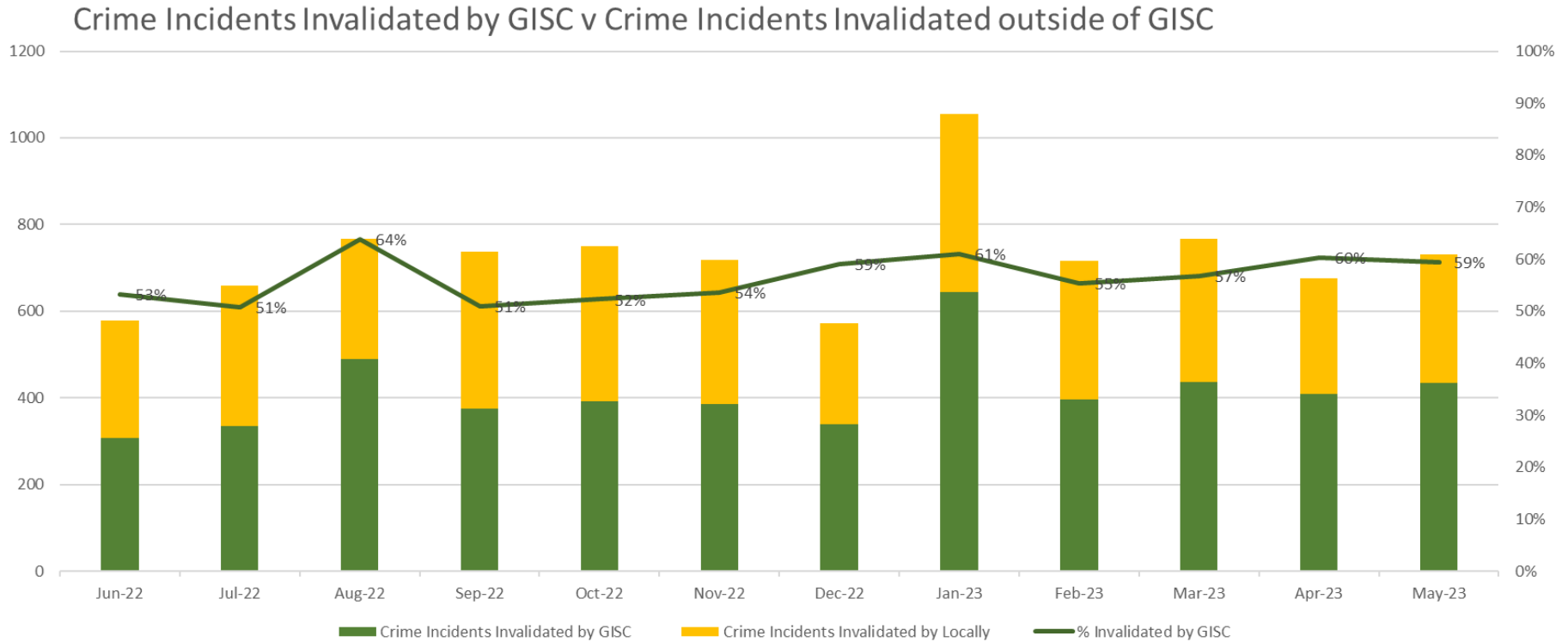
2. Crime Incident Reclassification.

The reclassification process, as outlined in the Crime Recording Document, published [here](#), outlines the process for the recording of the reclassification of crime and non-crime incidents. The organisational goal is for the Garda Information Services Centre (GISC) to reclassify all incidents. Note this figure includes crime incidents reclassified and non-crime incidents reclassified to crime incidents. The Crime Counting Rules are not applied to these figures.



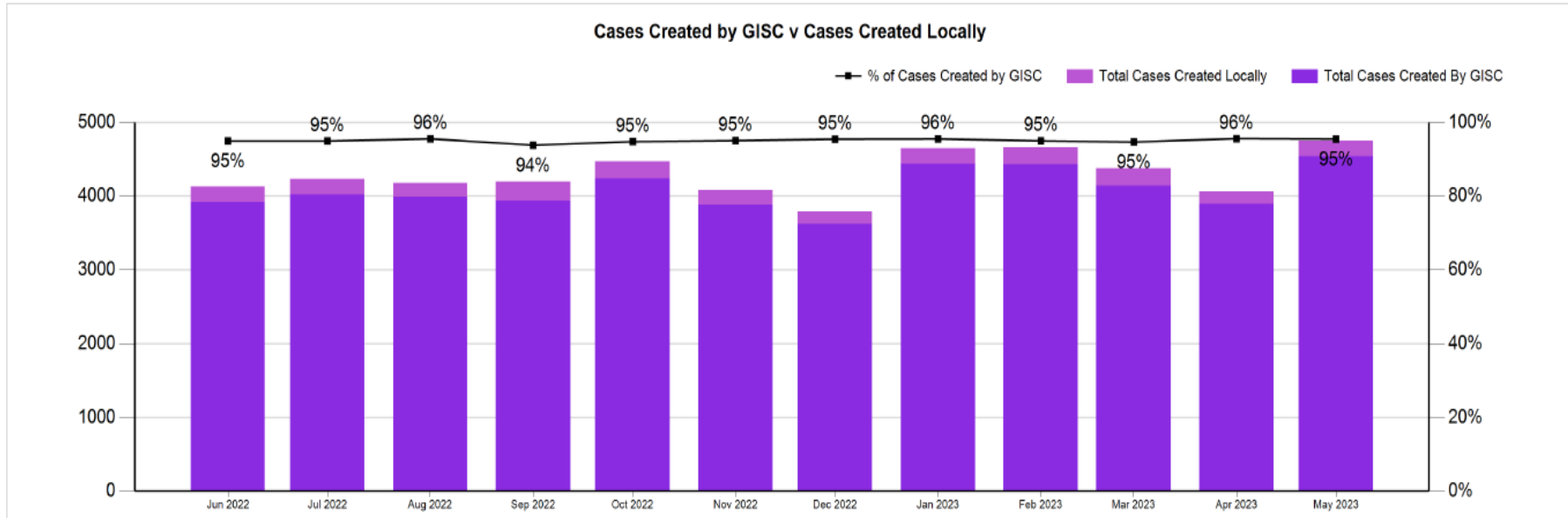
3. Crime Incidents Invalidations.

Incidents are invalidated in PULSE when they are no longer valid incidents after investigation in line with the Crime Counting rules. It is planned that the Garda Information Services Centre (GISC) will assume exclusive responsibility for this process in the near future. The Crime Counting Rules are not applied to these figures.



4. Cases on PULSE

Incidents are grouped together on PULSE, 'cased', to facilitate application of the Crime Counting Rules. Further information on the Crime Counting Rules can be found in the Crime Recording Document, published [here](#). Incidents may also be cased for operational reasons. The metrics below show the number of cases created at the Garda Information Services Centre (GISC) versus locally at Garda stations by Garda Members. These figures are operational and subject to change.



Data Quality Assurance Checks on Crime Counting Rules

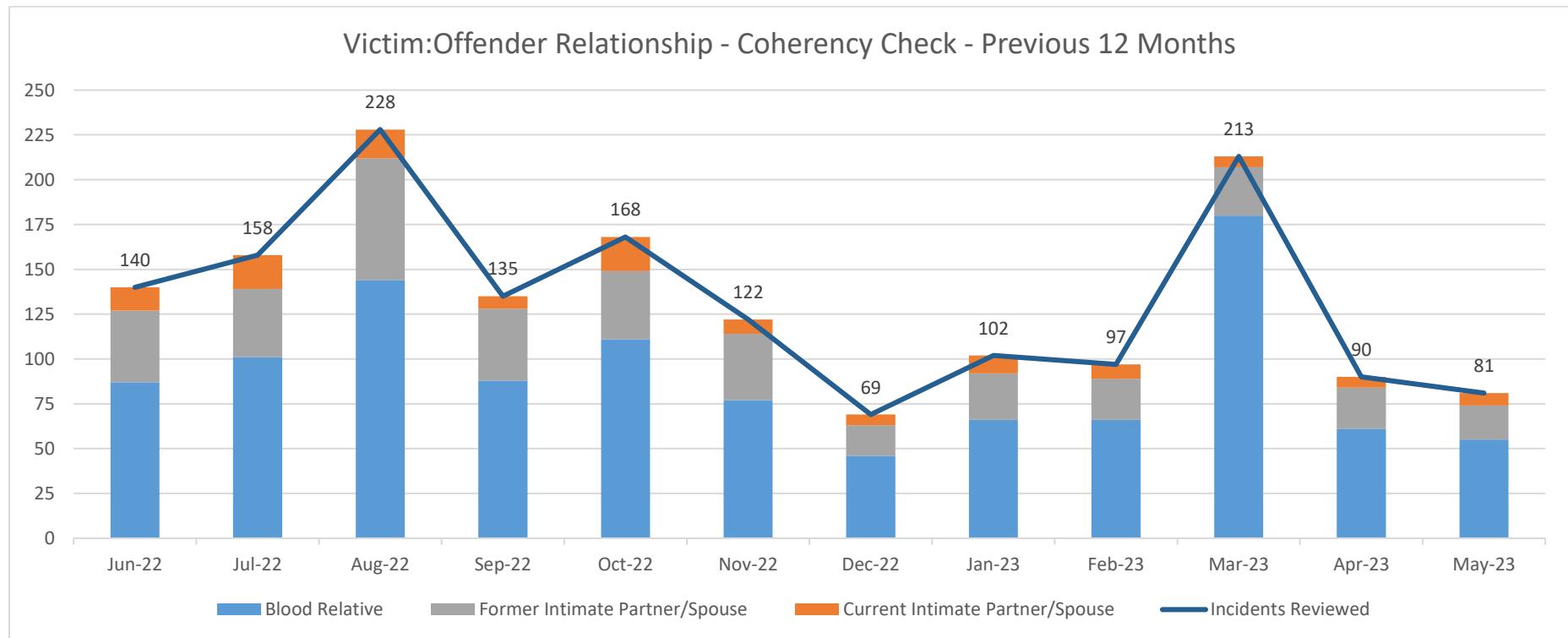
In 2018, GISC implemented a data quality check on sexual offences and fraud incidents to ensure the correct application of the Crime Counting Rules.

In the autumn of 2022, an enhanced process was put in place extending data quality checks on the application of the Crime Counting Rules to all crime categories. All cases created on PULSE from 1st July 2022 to 31st December 2022 have been reviewed to ensure the correct application of the Crime Counting Rules. GISC will review all cases created since July 2022 on a quarterly basis to ensure correct application of the Crime Counting Rules.

5. Victim-Offender Relationship – Data Quality Coherency Check.

In July 2021, An Garda Síochána introduced a mechanism to record the relationship between the Victim and the Offender. Since then, GISC has implemented a data quality coherency check on the recording of the relationship to improve the recording of the domestic abuse motive attached to PULSE incidents. This data coherency check involves a review of all incidents in which the relationship between the victim and the offender has been recorded as falling into one of three categories (blood relative, current intimate partner/spouse, or former intimate partner/spouse) but a domestic abuse motive has not been recorded. The domestic abuse motive is then added to incidents in instances where it is required.

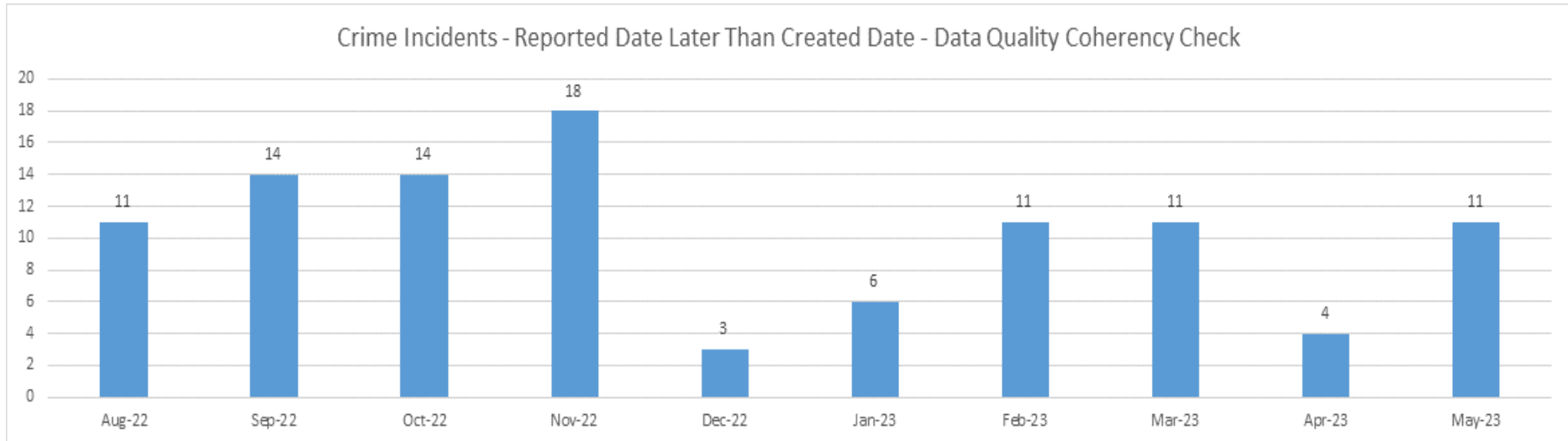
Graph 5 presents the total number of incidents reviewed each month.



6. Reported Date Later Than Created Date – Data Quality Coherency Check.

GISC has implemented a data quality coherency check on the date fields on PULSE crime incidents.

Graph 6 presents the number of incidents in which the recorded Reported Date was later than the Created Date.



	Aug-22	Sep-22	Oct-22	Nov-22	Dec-22	Jan-23	Feb-23	Mar-23	Apr-23	May-23
Crime Incidents - Reported Date Later Than Created Date	11	14	14	18	3	6	11	11	4	11
Number of Crime Incidents Created* (*Includes Incidents Created by a Batch ID)	29,004	27,729	28,381	26,918	25,299	28,158	24,910	27,595	25,899	28,018
	0.038%	0.050%	0.049%	0.067%	0.012%	0.021%	0.044%	0.040%	0.015%	0.039%